

AC axial fan

sickled blades (S series)

with full round nozzle

ASIA PACIFIC SHENGRUI LIMITED

Phone +00852 56261528

info@apacfan.com

www.apacfan.com

Nominal data

Type	W2E300-CP02-30		
Motor	M2E074-DF		
Phase		1~	1~
Nominal voltage	[V]	230	230
Frequency	[Hz]	50	60
Type of data definition		rfa	rfa
Valid for approval / standard		CE	CE
Speed	[min ⁻¹]	2700	3000
Power input	[W]	230	350
Current draw	[A]	1.10	1.55
Motor capacitor	[μF]	8	8
Capacitor voltage	[VDB]	400	400
Max. back pressure	[Pa]	200	50
Max. ambient temperature	[°C]	50	40

ml = max. load · me = max. efficiency · rfa = running at free air · cs = customer specs · cu = customer unit
Subject to alterations

AC axial fan

sickled blades (S series)

with full round nozzle

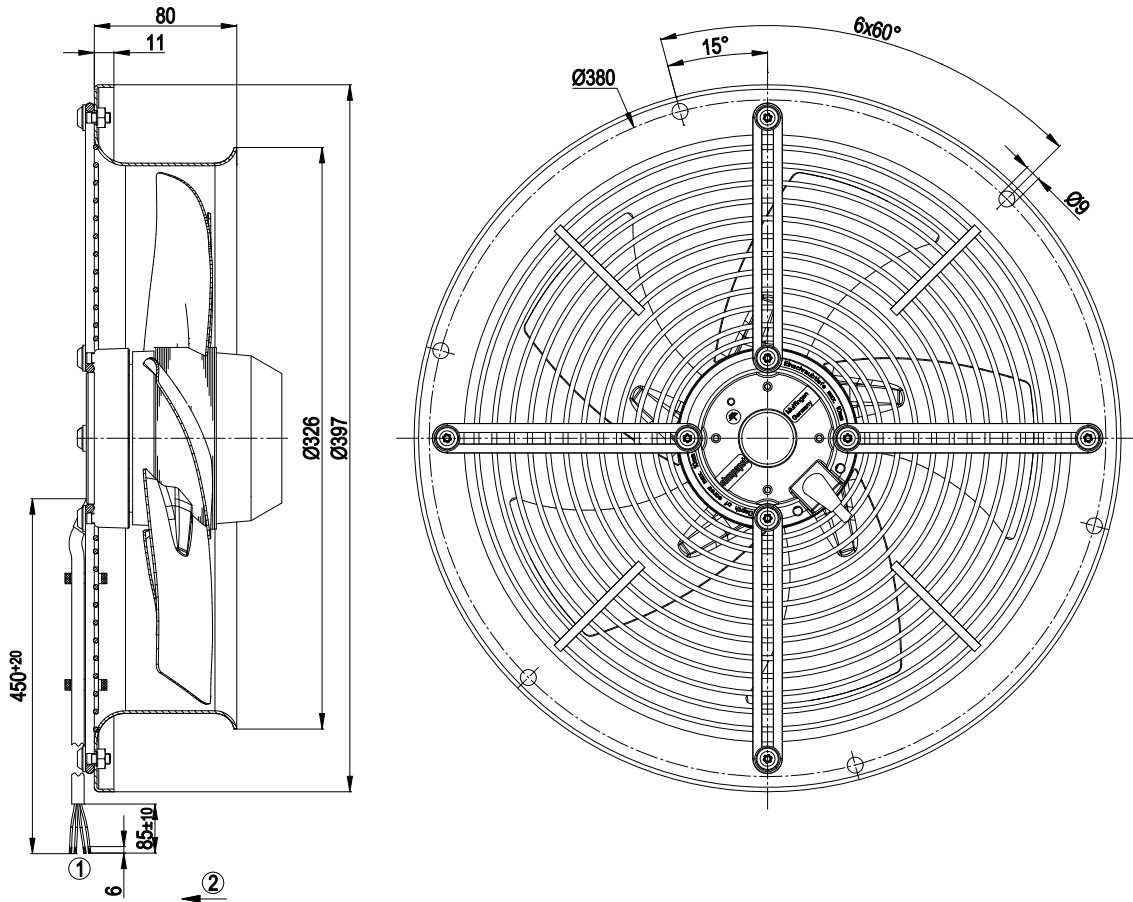
Technical features

Leakage current	< 0.75 mA
Size	300 mm
Operation mode	S1
Direction of rotation	Counter-clockwise, seen on rotor
Mounting position	Shaft horizontal or rotor on bottom; rotor on top on request
Humidity class	F1-2
Direction of air flow	"V"
Insulation class	"B"
Cable exit	Variable
Condensate discharge holes	Rotor-side
Bearing motor	Ball bearing
Mass	5.2 kg
Material of blades	Sheet steel, coated in black
Material of guard grille	Steel, phosphated and coated in black plastic
Material of wall ring	Sheet steel, pre-galvanized and coated in black plastic
Motor protection	Thermal overload protector (TOP) wired internally
Product conforming to standard	CE; EN 60335-1
Surface of rotor	Coated in black
Number of blades	5
Type of protection	IP 44; Depending on installation and position as per EN 60034-5
Protection class	I
Max. permissible ambient motor temp. (transp./ storage)	+ 80 °C
Min. permissible ambient motor temp. (transp./storage)	- 40 °C
Approval	CCC

AC axial fan

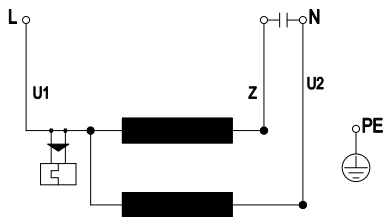
sickled blades (S series)
with full round nozzle

Product drawing



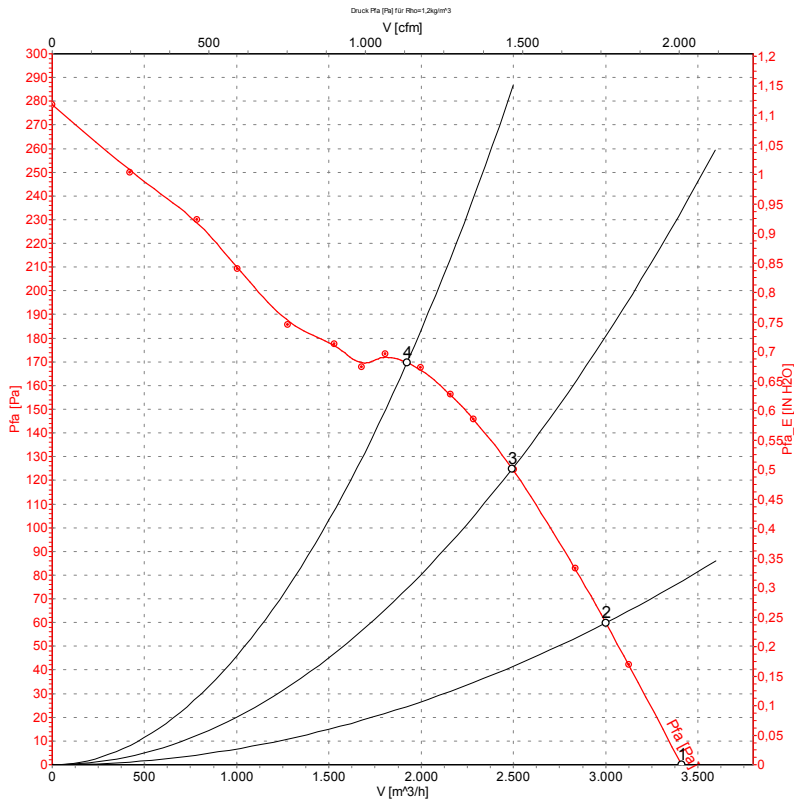
- 1 Connection line PVC 0.5mm², 4x brass lead tips crimped
- 2 Direction of air flow "V"

Connection screen



U1	blue	Z	brown	U2	black
PE	green/yellow				

Charts: Air flow 50 Hz

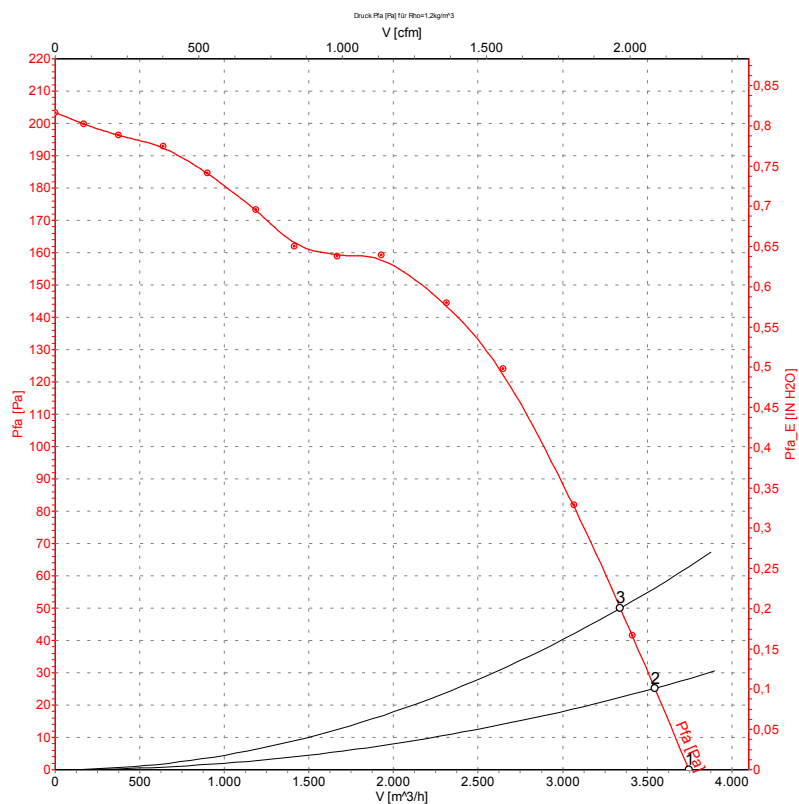


Measurement: LU-29177

Measured values

	U	f	n	P ₁	I	\hat{V}	P _{fa}
	[V]	[Hz]	[min ⁻¹]	[W]	[A]	[m ³ /h]	[Pa]
1	230	50	2730	230	1.10	3410	0
2	230	50	2680	255	1.12	3000	60
3	230	50	2600	279	1.22	2495	126
4	230	50	2520	303	1.32	1925	170

Charts: Air flow 60 Hz



Measured values

	U	f	n	P ₁	I	\hat{V}	P _{fa}
	[V]	[Hz]	[min ⁻¹]	[W]	[A]	[m³/h]	[Pa]
1	230	60	3000	350	1.55	3745	0
2	230	60	2940	355	1.58	3545	25
3	230	60	2885	362	1.60	3340	50