

W2D250-ED26-12

# AC axial fan

sickle-shaped blades (S series)

ASIA PACIFIC SHENGRUI LIMITED

Phone +00852 56261528

info@apacfan.com

www.apacfan.com

Limited partnership · Headquarters Muldingen

Amtsgericht (court of registration) Stuttgart · HRA 590344

General partner Elektrobau Muldingen GmbH · Headquarters Muldingen

Amtsgericht (court of registration) Stuttgart · HRB 590142

## Nominal data

Type	W2D250-ED26-12		
Motor	M2D068-DC		
Phase		3~	3~
Nominal voltage	VAC	400	480
Wiring		Y	Y
Frequency	Hz	50	60
Method of obtaining data		cs	cs
Valid for approval/standard		-	-
Speed (rpm)	min <sup>-1</sup>	2520	2920
Power consumption	W	150	230
Current draw	A	0.26	0.32
Min. ambient temperature	°C	-25	-25
Max. ambient temperature	°C	-	-

ml = Max. load · me = Max. efficiency · fa = Free air · cs = Customer specification · ce = Customer equipment  
Subject to change



ebmpapst

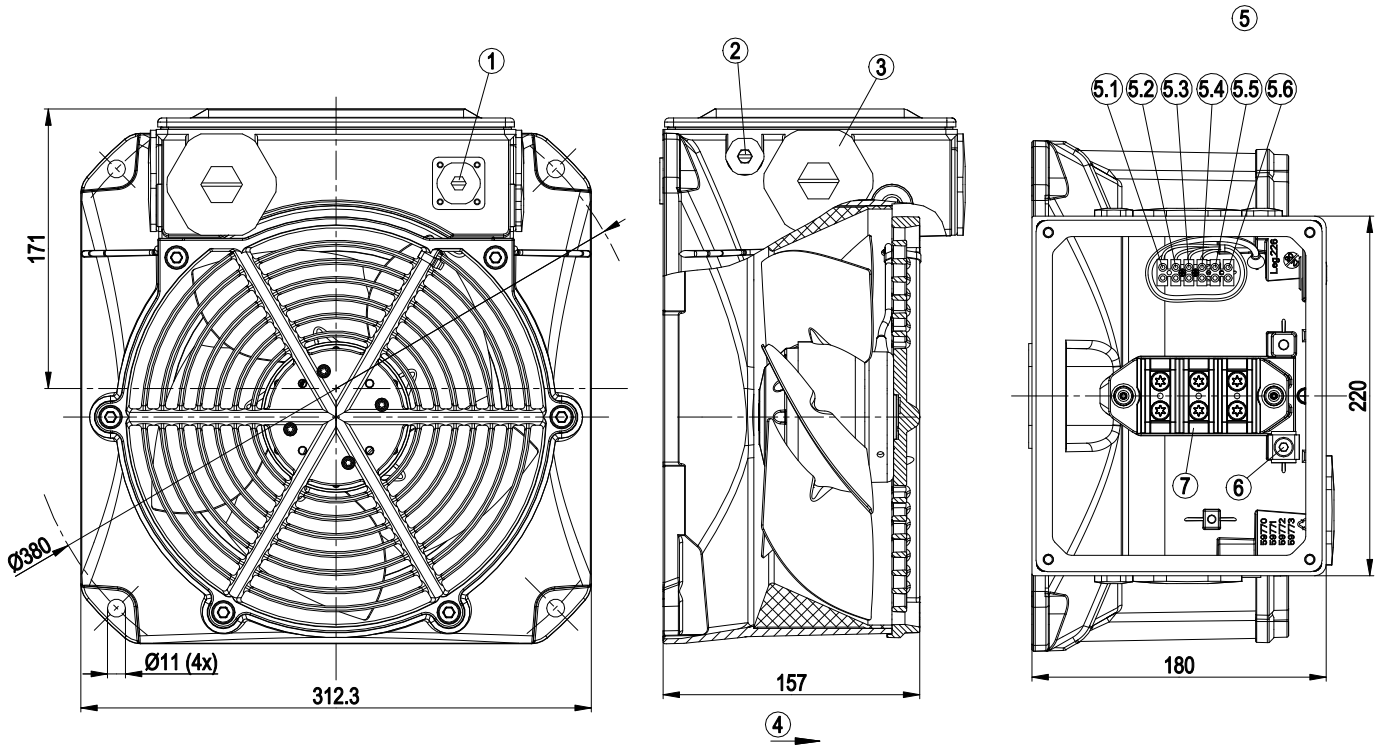
### Technical description

Weight	7.4 kg
Fan size	250 mm
Rotor surface	Painted black
Blade material	Sheet steel, painted black
Housing material	Die-cast aluminum, painted black
Guard grille material	Die-cast aluminum; steel, phosphated and coated with black plastic (RAL 9005)
Number of blades	5
Airflow direction	"V"; BS-AS
Direction of rotation	Counterclockwise, viewed toward rotor
Degree of protection	IP44; installation- and position-dependent as per EN 60034-5
Insulation class	"F"
Moisture (F) / Environmental (H) protection class	F2-2
Max. permitted ambient temp. for motor (transport/storage)	+ 60 °C
Min. permitted ambient temp. for motor (transport/storage)	- 15 °C
Installation position	Shaft horizontal
Condensation drainage holes	On rotor side
Mode	S1
Motor bearing	Ball bearing
Touch current according to IEC 60990 (measuring circuit Fig. 4, TN system)	< 0.75 mA
With cable	Lateral
Protection class	I (with customer connection of protective earth)
Conformity with standards	EN 60335-1
Approval	UL 1004-1; CSA C22.2 No. 100

# AC axial fan

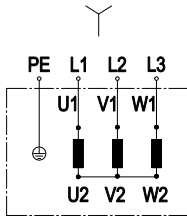
sickle-shaped blades (S series)

## Product drawing



1	Screw plug PG 13.5 (3x), tightening torque 1.9 Nm
2	Screw plug PG 11 (2x), tightening torque 1.9 Nm
3	Screw plug PG 42 (2x), tightening torque 3.9 Nm
4	Airflow direction "V", AS-BS
5	Depicted without housing cover
5.1	2U (black)
5.2	2V (blue)
5.3	2W (brown)
5.4	PE (green/yellow)
5.5	not used
5.5	not used
6	PE
7	Connection board for customer

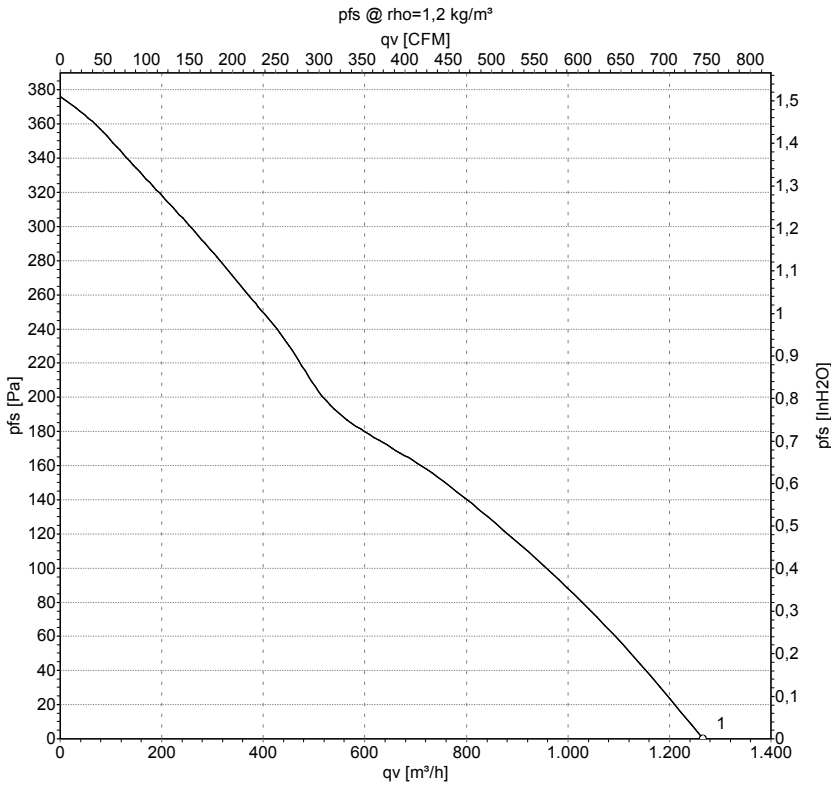
### Connection diagram



Change of rotation direction by reversing two phases

	Three-phase motor	Y	Star connection	L1	black
L2	blue	L3	brown	PE	green/yellow

## Curves: Air performance 50 Hz



Measurement: LU-30683-1

Air performance measured according to ISO 5801 installation category A. For detailed information on the measurement setup, contact ebm-papst. Intake sound level: Sound power level according to ISO 13347 / sound pressure level measured at 1 m distance from fan axis. The values given are valid under the specified measuring conditions and may vary due to conditions of installation. For deviations from the standard configuration, the parameters have to be checked on the installed unit.

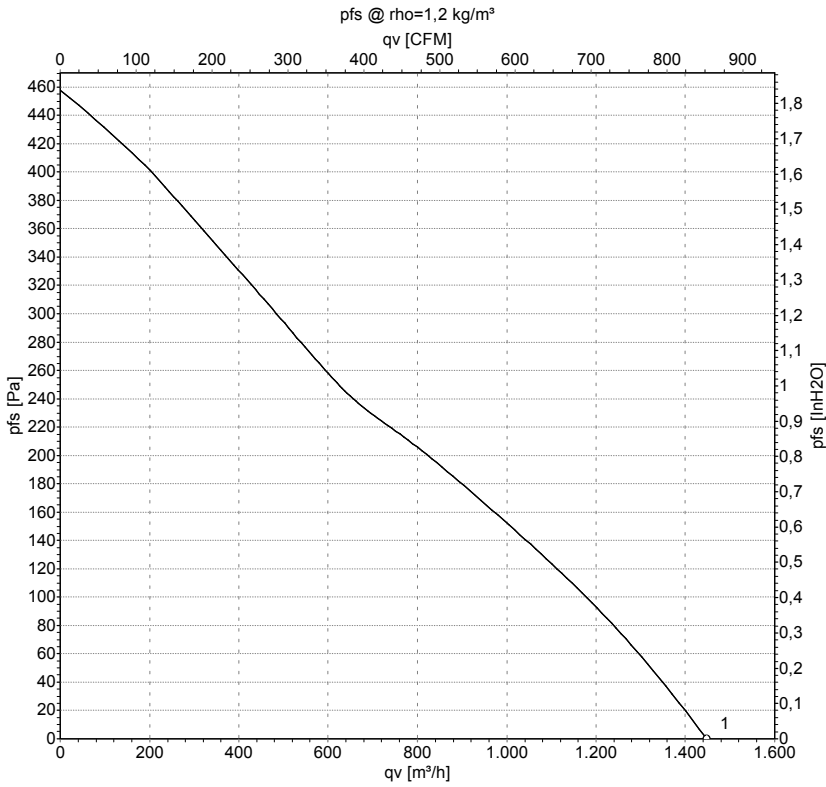
## Measured values

	U	f	n	P <sub>e</sub>	I	qv	qv	p <sub>fs</sub>
	V	Hz	min <sup>-1</sup>	W	A	m³/h	CFM	inH2O
1	400	50	2585	137	0.25	1265	745	0.00

U = Power supply · f = Frequency · n = Speed (rpm) · P<sub>e</sub> = Power consumption · I = Current draw · qv = Air flow



## Curves: Air performance 60 Hz



Measurement: LU-30685-1

Air performance measured according to ISO 5801 installation category A. For detailed information on the measurement setup, contact ebm-papst. Intake sound level: Sound power level according to ISO 13347 / sound pressure level measured at 1 m distance from fan axis. The values given are valid under the specified measuring conditions and may vary due to conditions of installation. For deviations from the standard configuration, the parameters have to be checked on the installed unit.

## Measured values

	U	f	n	P <sub>e</sub>	I	qv	qv	p <sub>fs</sub>
	V	Hz	min <sup>-1</sup>	W	A	m³/h	CFM	inH2O
1	460	60	2955	215	0.33	1450	850	0.00

U = Power supply · f = Frequency · n = Speed (rpm) · P<sub>e</sub> = Power consumption · I = Current draw · qv = Air flow

