

8317072917

AC axial fan

sickled blades (S series)
with guard grille for short nozzle



ASIA PACIFIC SHENGRUI LIMITED

Phone +00852 56261528

info@apacfan.com

www.apacfan.com

Nominal data

Type	8317072917		
Motor	M4D074-DF		
Phase		3~	3~
Nominal voltage	VAC	230	400
Connection		Δ	Y
Frequency	Hz	50	50
Type of data definition		fa	fa
Valid for approval / standard		CE	CE
Speed	min ⁻¹	1410	1410
Power input	W	130	130
Current draw	A	0.61	0.35
Max. back pressure	Pa	90	90
Min. ambient temperature	°C	-40	-40
Max. ambient temperature	°C	50	50

ml = max. load · me = max. efficiency · fa = running at free air · cs = customer specs · cu = customer unit
Subject to alterations

Data according to ErP directive

		Actual	Request 2013	Request 2015
Installation category	A			
Efficiency category	Static			
Variable speed drive	No			
Specific ratio*	1.00			
Overall efficiency η_{es}		30.7	24.5	28.5
Efficiency grade N		42.2	36	40
Power input P_e	kW	0.15		
Air flow q_v	m ³ /h	2110		
Pressure increase p_{fs}	Pa	80		
Speed n	min ⁻¹	1385		

Data established at point of optimum efficiency

* Specific ratio = $1 + p_b / 100\,000\text{ Pa}$



AC axial fan

sickled blades (S series)
with guard grille for short nozzle

Technical features

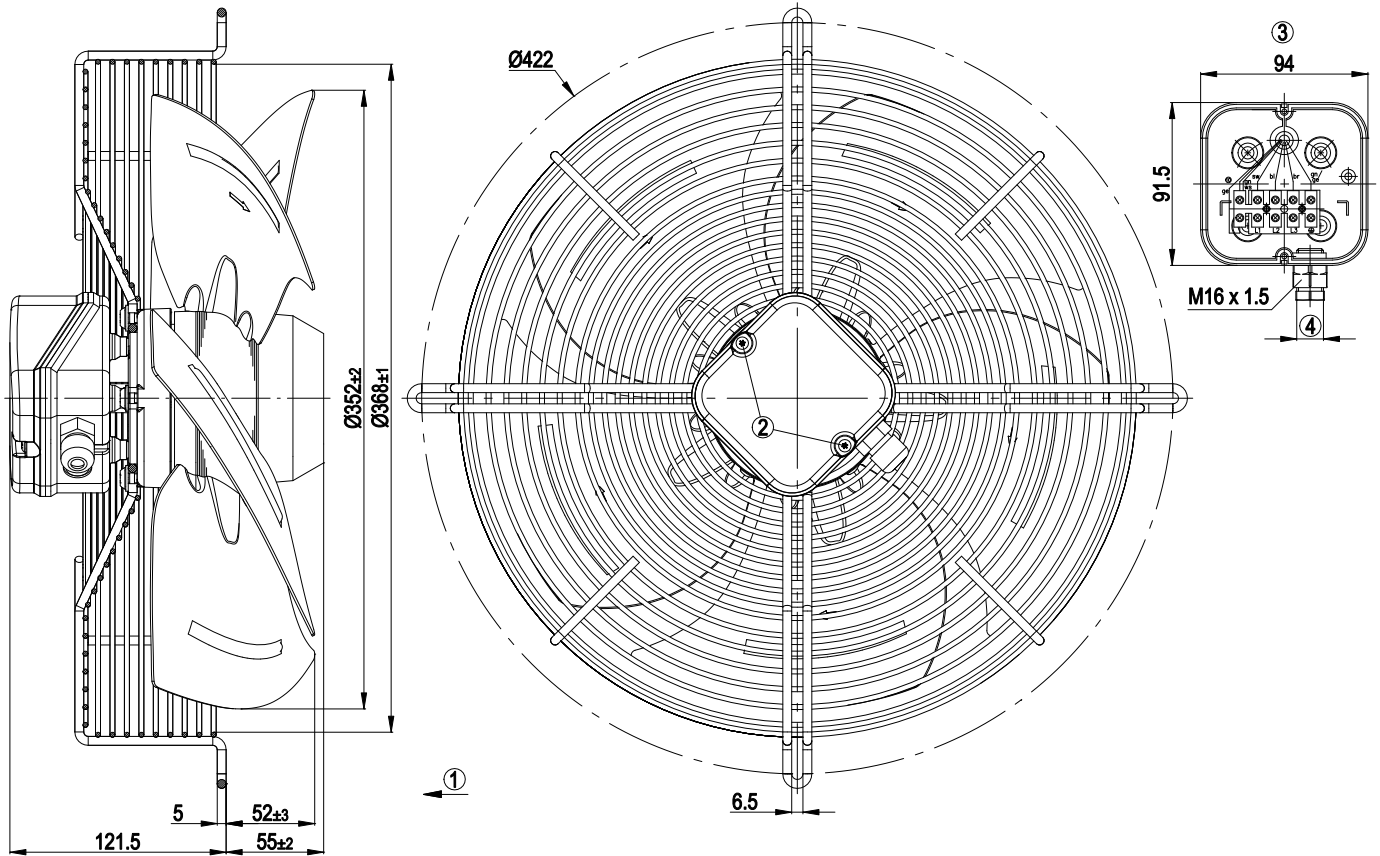
Mass	5.2 kg
Size	350 mm
Surface of rotor	Coated in black
Material of terminal box	ABS plastic, black
Material of blades	Sheet steel, coated in black
Material of guard grille	Steel, phosphated and coated in black plastic
Number of blades	5
Direction of air flow	"V"
Direction of rotation	Counter-clockwise, seen on rotor
Type of protection	IP 44; Depending on installation and position as per EN 60034-5
Insulation class	"B"
Humidity class	F1-2
Max. permissible ambient motor temp. (transp./ storage)	+ 80 °C
Min. permissible ambient motor temp. (transp./storage)	- 40 °C
Mounting position	Shaft horizontal or rotor on bottom; rotor on top on request
Condensate discharge holes	Rotor-side
Operation mode	S1
Motor bearing	Ball bearing with anti-freezing grease
Touch current acc. IEC 60990 (measuring network Fig. 4, TN system)	< 0.75 mA
Electrical leads	Via terminal box
Cable exit	Variable
Protection class	I (if protective earth is connected by customer)
Product conforming to standard	EN 60335-1

AC axial fan

sickled blades (S series)

with guard grille for short nozzle

Product drawing



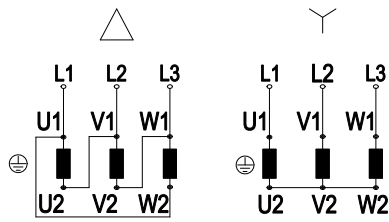
1	Direction of air flow "V"
2	Tightening torque 0.7±0.2 Nm
3	Illustration without terminal box cover
4	Cable diameter: max. 7.5 mm, tightening torque 1.3 ±0.2 Nm

AC axial fan

sickled blades (S series)

with guard grille for short nozzle

Connection screen



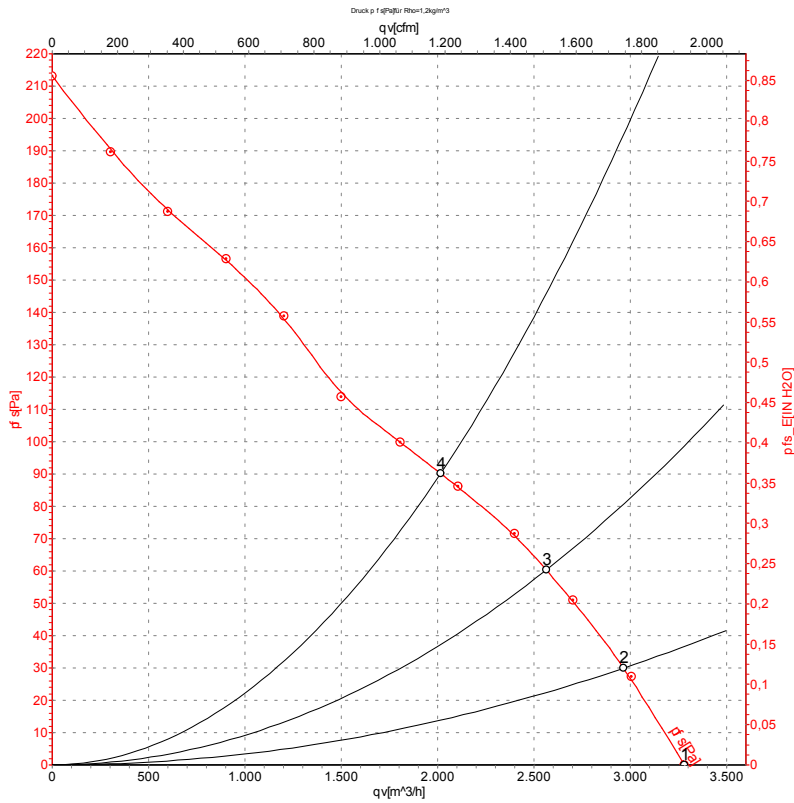
Note: Direction of rotation changes when two phases are reversed

Δ	Delta connection	Y	Star connection	L1	black
L2	blue	L3	brown	U1	black
V1	blue	W1	brown	U2	green
V2	white	W2	yellow		

AC axial fan

sickled blades (S series)
with guard grille for short nozzle

Charts: Air flow 50 Hz



Measured values

	Conn.	U	f	n	Pe	I	qv	pfs
		V	Hz	min ⁻¹	W	A	m ³ /h	Pa
1	Y	400	50	1410	130	0.35	3280	0
2	Y	400	50	1395	145	0.35	2965	30
3	Y	400	50	1380	158	0.36	2565	60
4	Y	400	50	1355	179	0.38	2015	90

Conn. = Connection · U = Supply voltage · f = Frequency · n = Speed · Pe = Power input · I = Current draw · qv = Air flow · pfs = Pressure increase

