

ASIA PACIFIC SHENGRUI LIMITED

Phone +00852 56261528

info@apacfan.com

www.apacfan.com

Nominal data

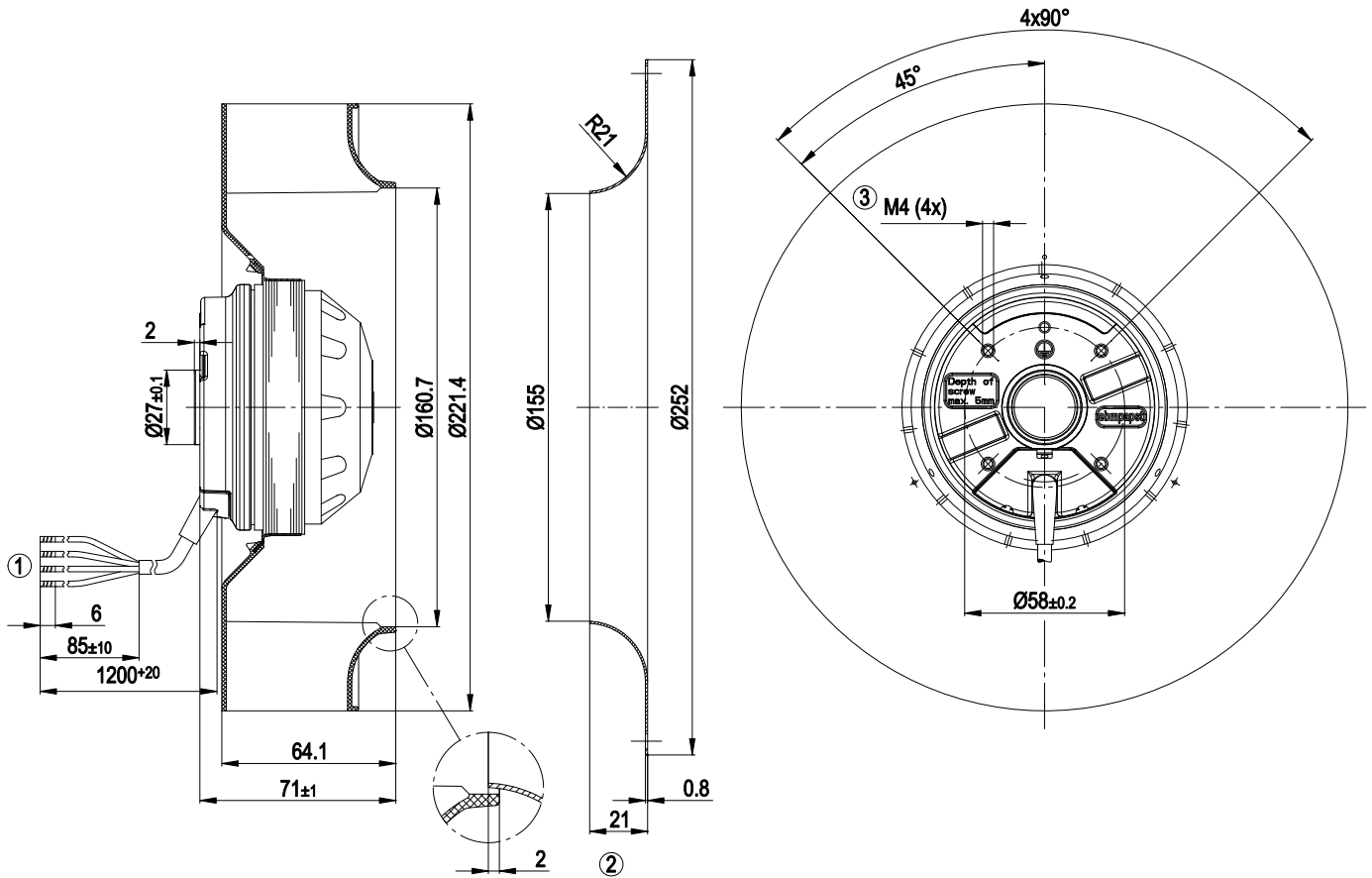
Type	R2E220-AA40-B8			
Motor	M2E068-BF			
Phase		1~	1~	1~
Nominal voltage	VAC	230	230	230
Frequency	Hz	50	60	60
Type of data definition		fa	fa	fa
Valid for approval / standard		CE	UL 2111	CE
Speed	min ⁻¹	2600	2600	2700
Power input	W	85	95	90
Current draw	A	0.38	0.40	0.40
Motor capacitor	μF	3	2	2
Capacitor voltage	VDB	400	400	400
Capacitor standard		P0 (CE)	UL	P0 (CE)
Min. back pressure	Pa	0	0	0
Max. ambient temperature	°C	55	55	55

ml = max. load · me = max. efficiency · fa = running at free air · cs = customer specs · cu = customer unit
 Subject to alterations

Technical features

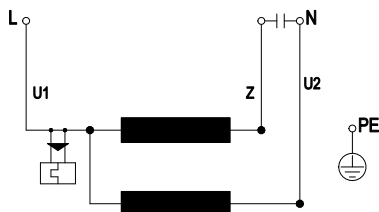
Mass	1.5 kg
Size	220 mm
Surface of rotor	Uncoated
Material of impeller	Plastic PA6, fibreglass-reinforced
Number of blades	11
Direction of rotation	Clockwise, seen on rotor
Type of protection	IP 44; Depending on installation and position
Insulation class	"F"
Humidity class	F1-2
Max. permissible ambient motor temp. (transp./ storage)	+ 80 °C
Min. permissible ambient motor temp. (transp./storage)	- 40 °C
Mounting position	Any
Condensate discharge holes	None
Operation mode	S1
Motor bearing	Ball bearing
Leakage current	< 0.75 mA
Motor protection	Thermal overload protector (TOP) wired internally
Cable exit	Variable
Protection class	I (if protective earth is connected by customer)
Product conforming to standard	EN 60335-1; CE
Approval	UL 2111; CSA C22.2 Nr.77; CCC

Product drawing



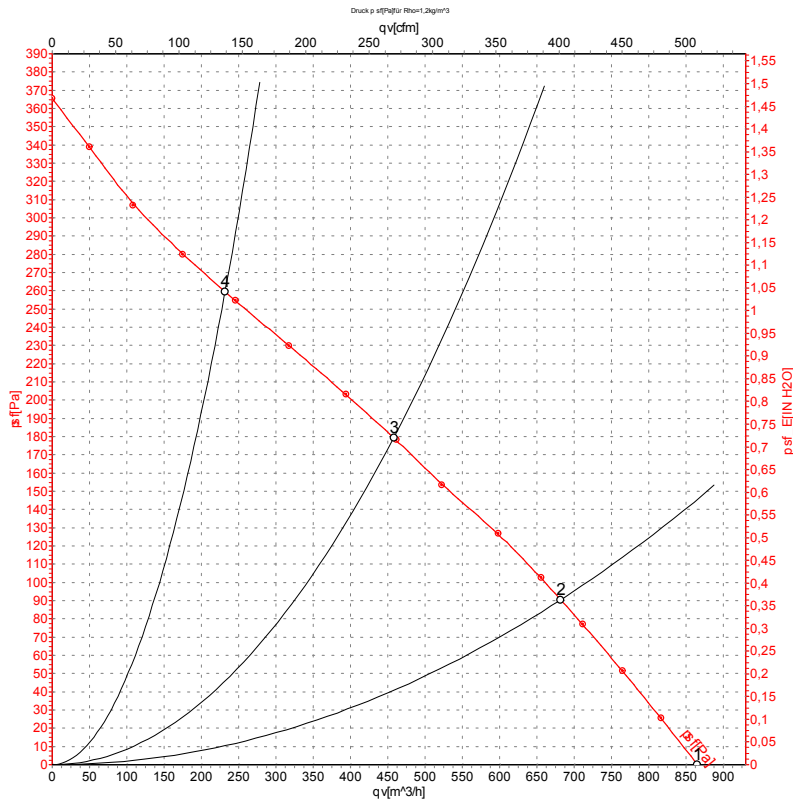
- | | |
|---|---|
| 1 | Connection line PFA AWG20, 4 x brass lead tips crimped |
| 2 | Accessory part: Inlet nozzle 09609-2-4013, not included in the standard scope of delivery |
| 3 | Depth of screw max. 5 mm |

Connection screen



U1	blue	Z	brown	U2	black
PE	green/yellow				

Charts: Air flow 50 Hz



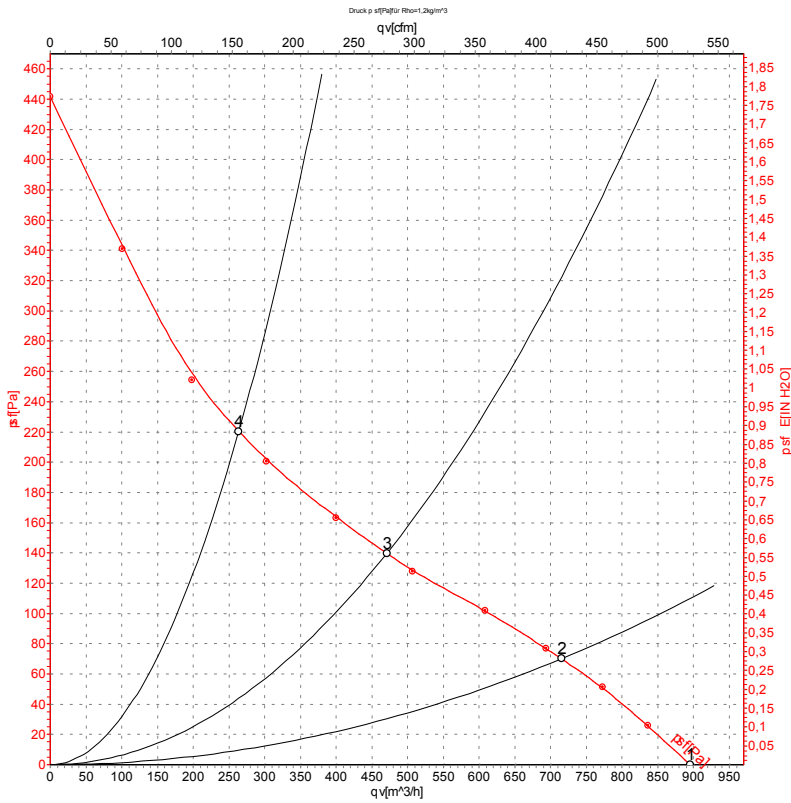
Measurement: LU-106763

Air performance measured as per ISO 5801 Installation category A. For detailed information on the measuring set-up, please contact ebm-papst. Suction-side noise levels: L_{wA} measured as per ISO 13347 / L_{pA} measured with 1m distance to fan axis. The values given are valid under the measuring conditions mentioned above and may vary according to the actual installation situation. With any deviation from the standard set-up, the specific values have to be checked and reviewed with the unit installed.

Measured values

	U	f	n	P _e	I	qv	P _{sf}
	V	Hz	min ⁻¹	W	A	m ³ /h	Pa
1	230	50	2405	85	0.38	865	0
2	230	50	2260	91	0.39	680	90
3	230	50	2155	94	0.41	460	180
4	230	50	2245	91	0.40	230	260

Charts: Air flow 60 Hz



Measurement: LU-106764

Air performance measured as per ISO 5801 Installation category A. For detailed information on the measuring set-up, please contact ebm-papst. Suction-side noise levels: L_{wA} measured as per ISO 13347 / L_{pA} measured with 1m distance to fan axis. The values given are valid under the measuring conditions mentioned above and may vary according to the actual installation situation. With any deviation from the standard set-up, the specific values have to be checked and reviewed with the unit installed.

Measured values

	U	f	n	P _e	I	qv	p _{sf}
	V	Hz	min ⁻¹	W	A	m ³ /h	Pa
1	230	60	2490	84	0.37	895	0
2	230	60	2265	90	0.39	715	70
3	230	60	2020	94	0.41	470	140
4	230	60	2100	93	0.40	265	220