

R1G225-AF11-30

# EC centrifugal fan

backward curved, single inlet



**ASIA PACIFIC SHENGRUI LIMITED**

Phone +00852 56261528

info@apacfan.com

www.apacfan.com

## Nominal data

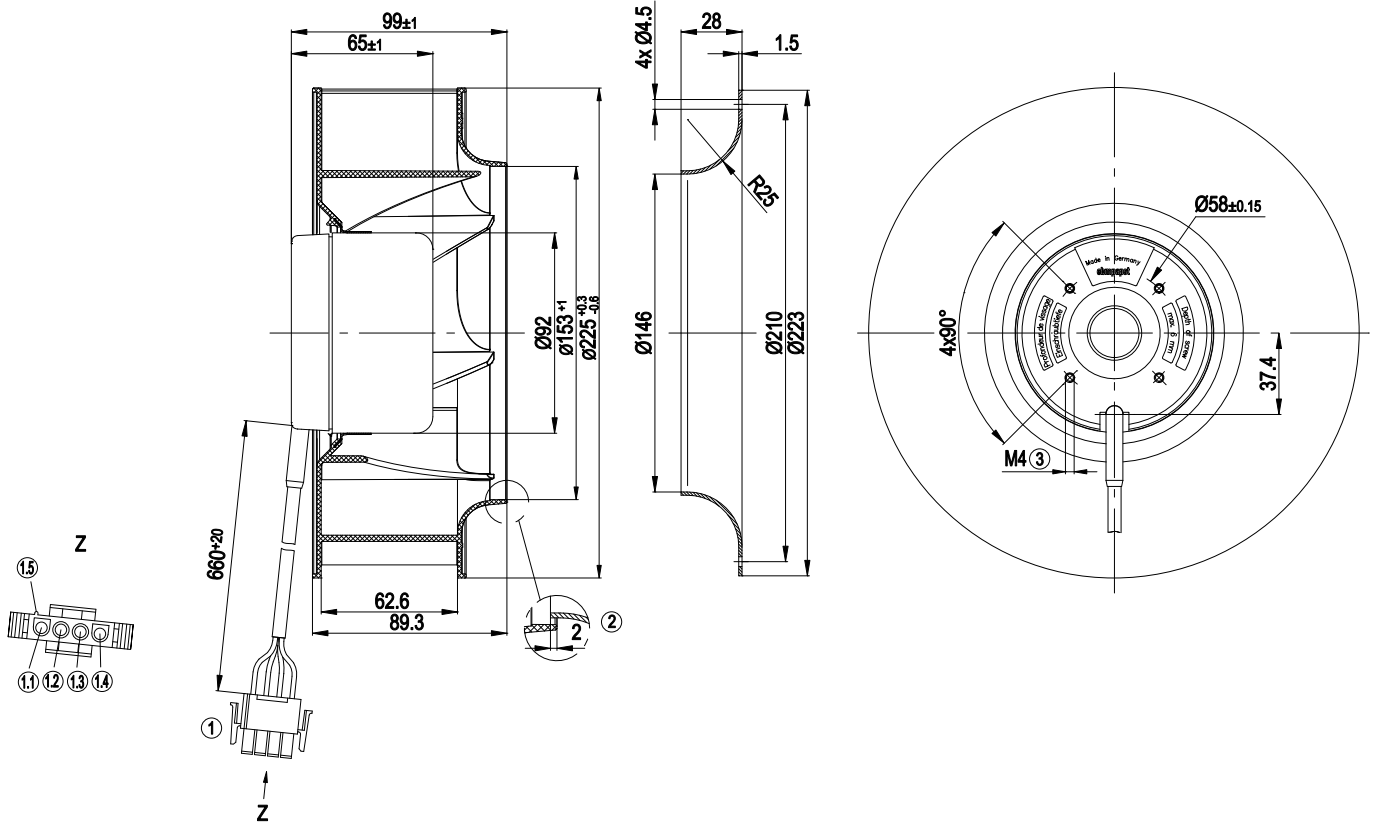
Type	R1G225-AF11-30	
Motor	M1G074-BF	
Nominal voltage	[VDC]	48
Nominal voltage range	[VDC]	36 .. 57
Type of data definition		rfa
Speed	[min <sup>-1</sup> ]	2700
Power input	[W]	95
Current draw	[A]	2,2
Min. ambient temperature	[°C]	- 25
Max. ambient temperature	[°C]	+60
Air flow	[m <sup>3</sup> /h]	1130
Back pressure	[Pa]	0

ml = max. load · me = max. efficiency · rfa = running at free air · cs = customer specs · cu = customer unit  
Subject to alterations

### Technical features

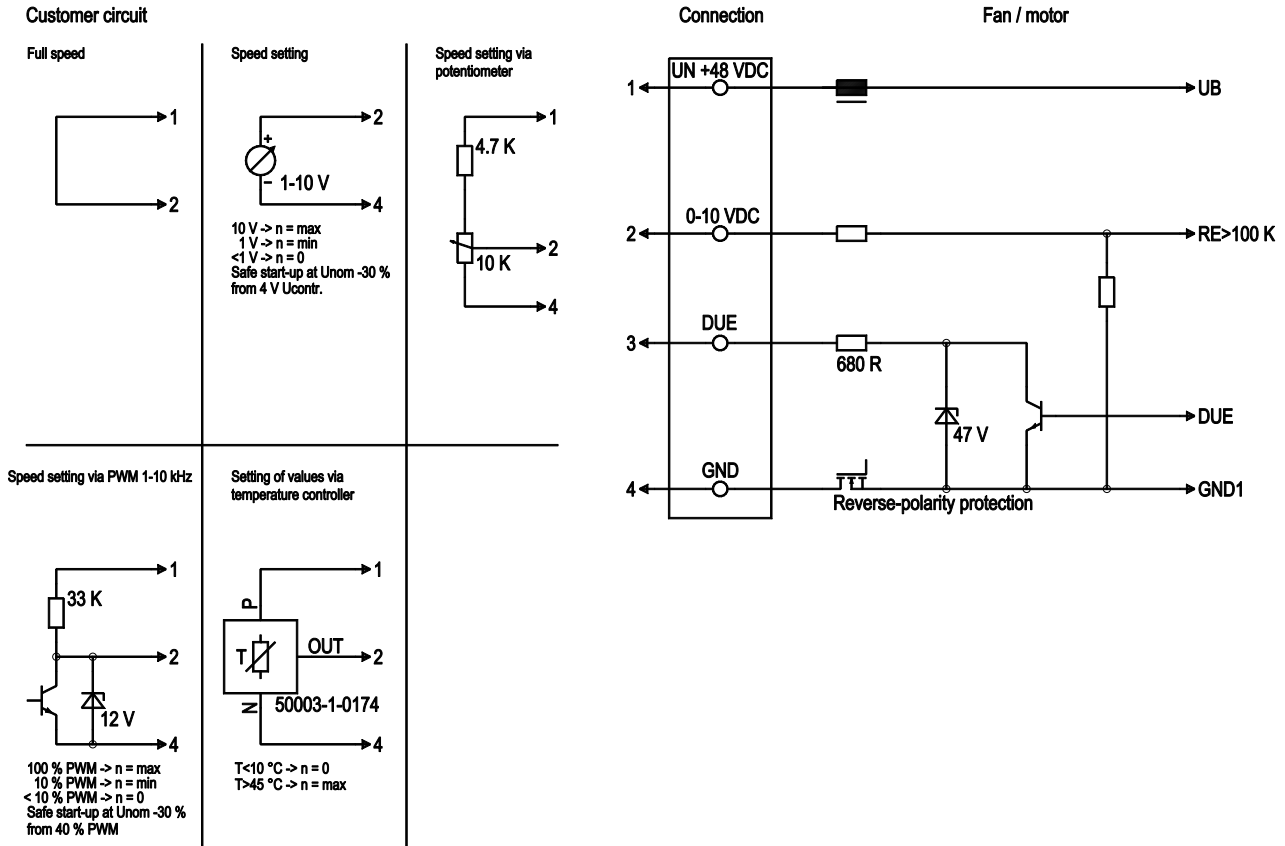
Leakage current	<= 0,25 mA
Size	225 mm
Operation mode	S1
Direction of rotation	Clockwise, seen on rotor
Mounting position	Any
Electrical leads	As per customer specification; With plug
EMC interference emission	Acc. to EN 55022 (Class B)
EMC interference immunity	Acc. to EN 61000-6-2
Insulation class	"B"
Cable exit	Variable
Condensate discharge holes	None
Bearing motor	Ball bearing
Mass	1.45 kg
Material of impeller	Plastic PA66, fibreglass-reinforced
Motor protection	Reverse polarity and locked-rotor protection
Product conforming to standard	EN 60950-1
Surface of rotor	Coated in black
Number of blades	7
Type of protection	IP 42
Technical features	<ul style="list-style-type: none"> <li>- Control input 0-10 VDC / PWM</li> <li>- Tach output</li> <li>- Motor current limit</li> <li>- Soft start</li> </ul>
Max. permissible ambient motor temp. (transp./ storage)	+80 °C
Min. permissible ambient motor temp. (transp./storage)	-40 °C
Approval	CCC; CSA C22.2 Nr.77; UL 1004

Product drawing



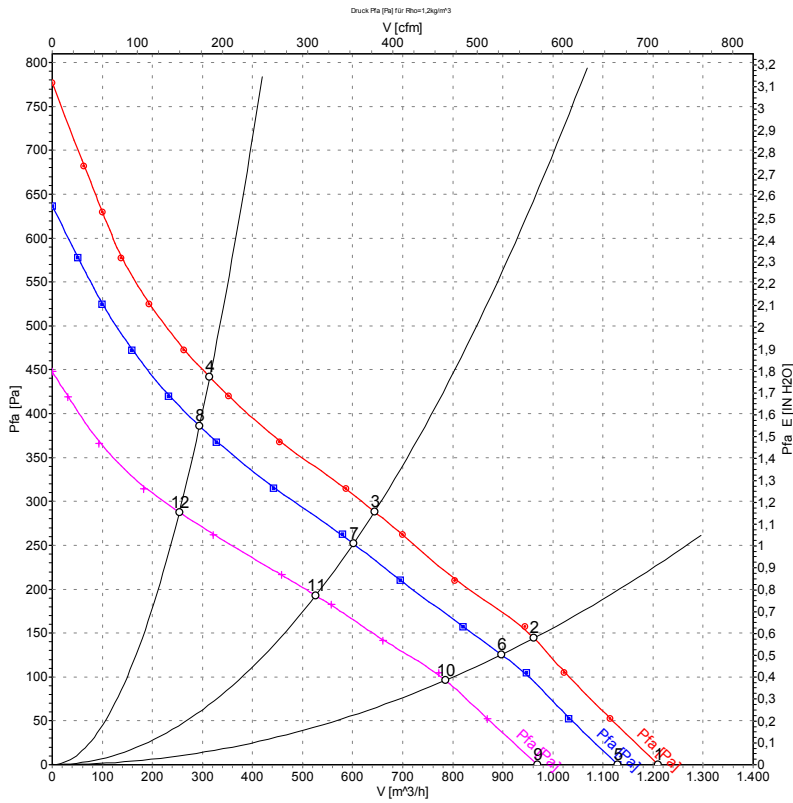
Z	View Z shown magnified
1	Connector housing 4-pole (AMP 350 779-1), 4 x female terminal (AMP 926884-1)
1.1	(+) red
1.2	Yellow control input
1.3	Speed monitoring, white
1.4	(-) blue
1.5	Polarizing rib
2	Accessory part: Inlet nozzle 96358-2-4013, not included in the standard scope of delivery
3	Depth of screw max. 6 mm

## Connection screen



Line	No.	Signal	Colour	Function / assignment
1	1	Un +48 VDC	red	Power supply 48 VDC, residual ripple 3.5 %
1	2	0-10 VDC	yellow	Control input Re > 100 K
1	3	DUE	white	Speed monitoring output, 3 pulses per rotation, Isink max = 10 mA
1	4	GND	blue	Reference mass

Charts: Air flow



Measurement: LU-53006  
Measurement: LU-53007  
Measurement: LU-53005

Measured values

	U	n	P <sub>1</sub>	I	$\hat{V}$	p <sub>fa</sub>
	[V]	[min <sup>-1</sup> ]	[W]	[A]	[m <sup>3</sup> /h]	[Pa]
1	57	2780	112	2.39	1210	0
2	57	2635	116	2.52	960	146
3	57	2580	117	2.58	645	288
4	57	2755	113	2.42	315	442
5	48	2600	91	2.20	1130	0
6	48	2475	93	2.28	895	126
7	48	2410	95	2.34	600	252
8	48	2580	92	2.21	295	386
9	36	2235	59	1.84	970	0
10	36	2150	63	1.96	785	98
11	36	2115	64	2.00	525	193
12	36	2230	59	1.84	255	288