

A2E200-AF02-01

AC axial fan

straight blades (A series)



ASIA PACIFIC SHENGRUI LIMITED
Phone +00852 56261528
info@apacfan.com
www.apacfan.com

Nominal data

Type	A2E200-AF02-01		
Motor	M2E068-CA		
Phase		1~	1~
Nominal voltage	VAC	230	230
Frequency	Hz	50	60
Type of data definition		fa	fa
Valid for approval / standard		CE	CE
Speed	min ⁻¹	2740	3120
Power input	W	50	61
Current draw	A	0.24	0.28
Motor capacitor	μF	1.5	1.5
Capacitor voltage	VDB	400	400
Max. back pressure	Pa	200	200
Min. ambient temperature	°C	-25	-25
Max. ambient temperature	°C	75	75
Starting current	A	0.53	0.53

ml = max. load · me = max. efficiency · fa = running at free air · cs = customer specs · cu = customer unit
Subject to alterations



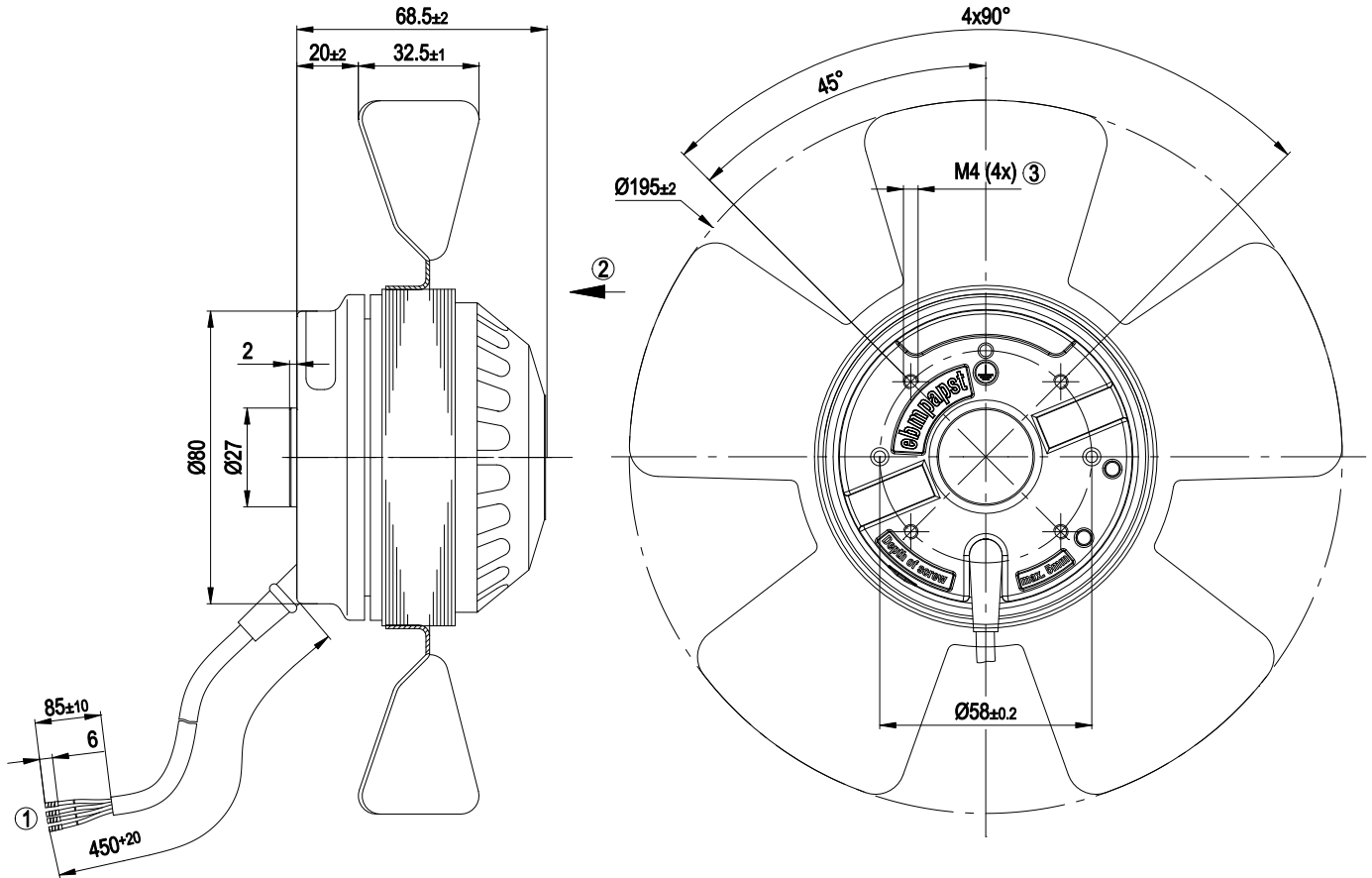
AC axial fan

straight blades (A series)

Technical features

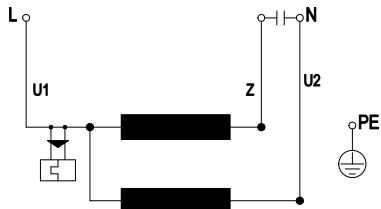
Mass	1.4 kg
Size	200 mm
Surface of rotor	Coated in black
Material of blades	Sheet steel, coated in black
Number of blades	5
Direction of air flow	"V"
Direction of rotation	Counter-clockwise, seen on rotor
Type of protection	IP 44; Depending on installation and position as per EN 60034-5
Insulation class	"B"
Humidity class	F1-2
Max. permissible ambient motor temp. (transp./ storage)	+ 80 °C
Min. permissible ambient motor temp. (transp./storage)	- 40 °C
Mounting position	Shaft horizontal or rotor on bottom; rotor on top on request
Condensate discharge holes	Rotor-side
Operation mode	S1
Motor bearing	Ball bearing
Touch current acc. IEC 60990 (measuring network Fig. 4, TN system)	< 0.75 mA
Motor protection	Thermal overload protector (TOP) wired internally
Cable exit	Variable
Protection class	I (if protective earth is connected by customer)
Product conforming to standard	EN 60335-1; CE
Approval	GOST; CCC

Product drawing



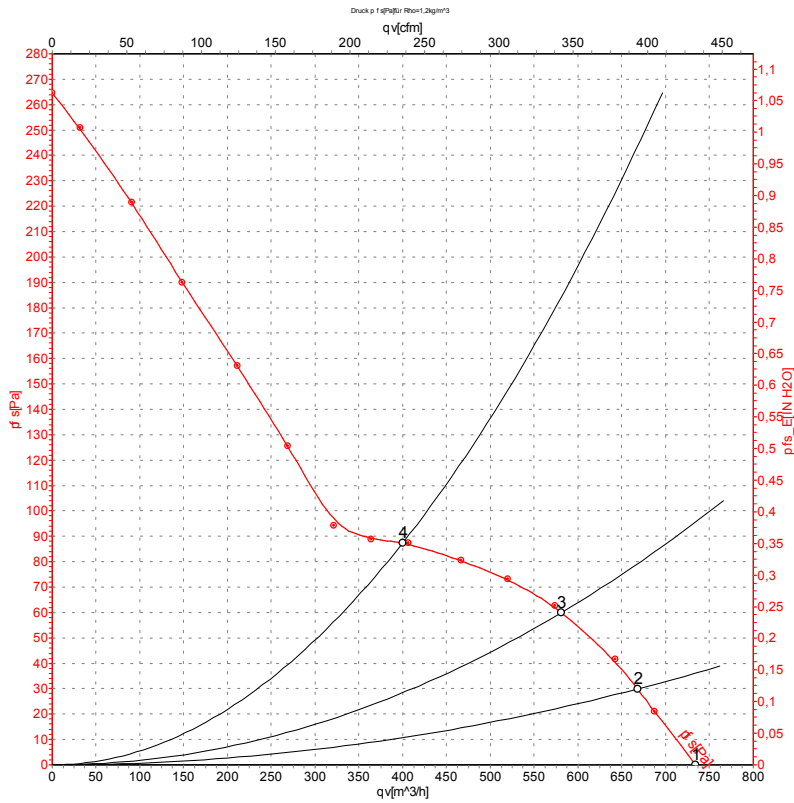
- | | |
|---|---|
| 1 | Connection line PVC 0.5mm ² , 4x brass lead tips crimped |
| 2 | Direction of air flow "V" |
| 3 | Depth of screw max. 5 mm |

Connection screen



U1	blue	Z	brown	U2	black
PE	green/yellow				

Charts: Air flow 50 Hz



Measurement: LU-57279

Air performance measured as per ISO 5801 Installation category A. For detailed information on the measuring set-up, please contact ebm-papst. Suction-side noise levels: L_{wA} measured as per ISO 13347 / L_{pA} measured with 1m distance to fan axis. The values given are valid under the measuring conditions mentioned above and may vary according to the actual installation situation. With any deviation from the standard set-up, the specific values have to be checked and reviewed with the unit installed.

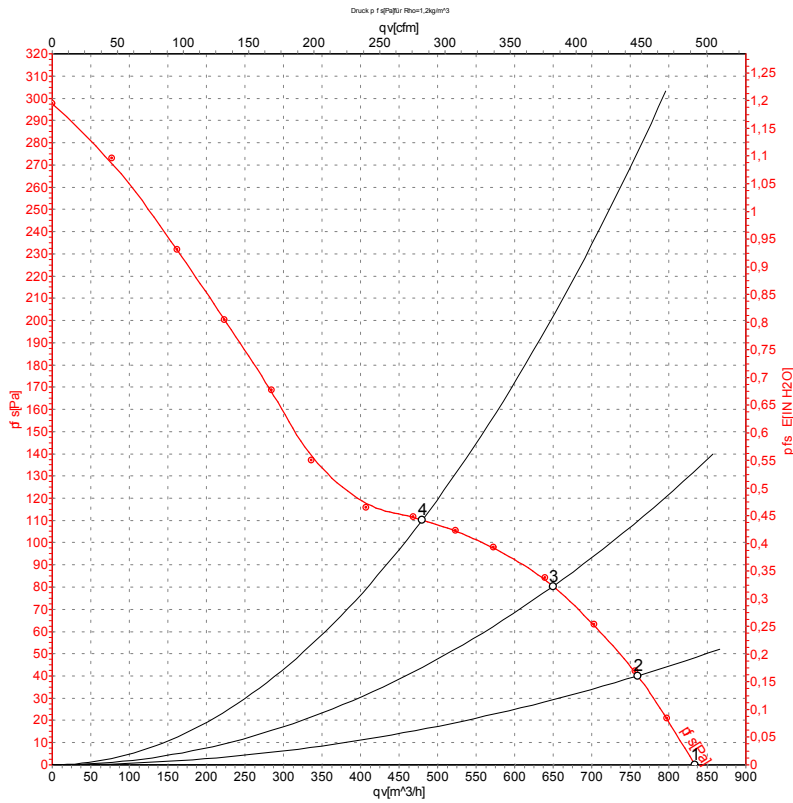
Measured values

	U	f	n	P _e	I	qv	p _{fs}
	V	Hz	min ⁻¹	W	A	m ³ /h	Pa
1	230	50	2740	50	0.24	740	0
2	230	50	2685	50	0.24	670	30
3	230	50	2665	52	0.24	580	60
4	230	50	2680	51	0.24	400	88

U = Supply voltage · f = Frequency · n = Speed · P_e = Power input · I = Current draw · qv = Air flow · p_{fs} = Pressure increase



Charts: Air flow 60 Hz



Measurement: LU-57280

Air performance measured as per ISO 5801 Installation category A. For detailed information on the measuring set-up, please contact ebm-papst. Suction-side noise levels: L_{wA} measured as per ISO 13347 / L_{pA} measured with 1m distance to fan axis. The values given are valid under the measuring conditions mentioned above and may vary according to the actual installation situation. With any deviation from the standard set-up, the specific values have to be checked and reviewed with the unit installed.

Measured values

	U	f	n	P _e	I	qv	p _{fs}
	V	Hz	min ⁻¹	W	A	m ³ /h	Pa
1	230	60	3120	61	0.28	830	0
2	230	60	3045	65	0.28	760	40
3	230	60	3005	68	0.29	650	80
4	230	60	3035	66	0.29	480	110

U = Supply voltage · f = Frequency · n = Speed · P_e = Power input · I = Current draw · qv = Air flow · p_{fs} = Pressure increase

