

AC axial fan

sickle-shaped blades (S series)
with guard grille for short nozzle

ASIA PACIFIC SHENGRUI LIMITED

Phone +00852 56261528

info@apacfan.com

www.apacfan.com

Nominal data

Type	S6D630-AB07-15					
Motor	M6D110-IA					
Phase		3~	3~	3~	3~	3~
Nominal voltage	VAC	230	277	400	415	480
Wiring		Δ	Δ	Y	Y	Y
Frequency	Hz	50	60	50	50	60
Method of obtaining data		ml	ml	ml	ml	ml
Valid for approval/standard		CE	CE	CE	CE	CE
Speed (rpm)	min ⁻¹	870	1050	870	890	1050
Power consumption	W	630	860	630	650	860
Current draw	A	2.28	2.53	1.32	1.35	1.46
Max. back pressure	Pa	110	85	110	112	85
Max. back pressure	in. wg	0.44	0.34	0.44	0.45	0.34
Min. ambient temperature	°C	-25	-25	-25	-25	-25
Max. ambient temperature	°C	70	55	70	70	55
Starting current	A	7.3	8.15	4.2	4.2	4.7

ml = Max. load · me = Max. efficiency · fa = Free air · cs = Customer specification · ce = Customer equipment
Subject to change

Data according to Commission Regulation (EU) 327/2011

		Actual	Req. 2015			
01 Overall efficiency η_{es}	%	32.1	32.1	09 Power consumption P_e	kW	0.56
02 Measurement category		A		09 Air flow q_v	m ³ /h	7560
03 Efficiency category		Static		09 Pressure increase p_{fs}	Pa	86
04 Efficiency grade N		40	40	10 Speed (rpm) n	min ⁻¹	895
05 Variable speed drive		No		11 Specific ratio*		1.00

Data obtained at optimum efficiency level.
The ErP data is determined using a motor-impeller combination in a standardized measurement setup.

* Specific ratio = $1 + p_{fs} / 100\,000\text{ Pa}$

LU-101261



AC axial fan

sickle-shaped blades (S series)
with guard grille for short nozzle

Technical description

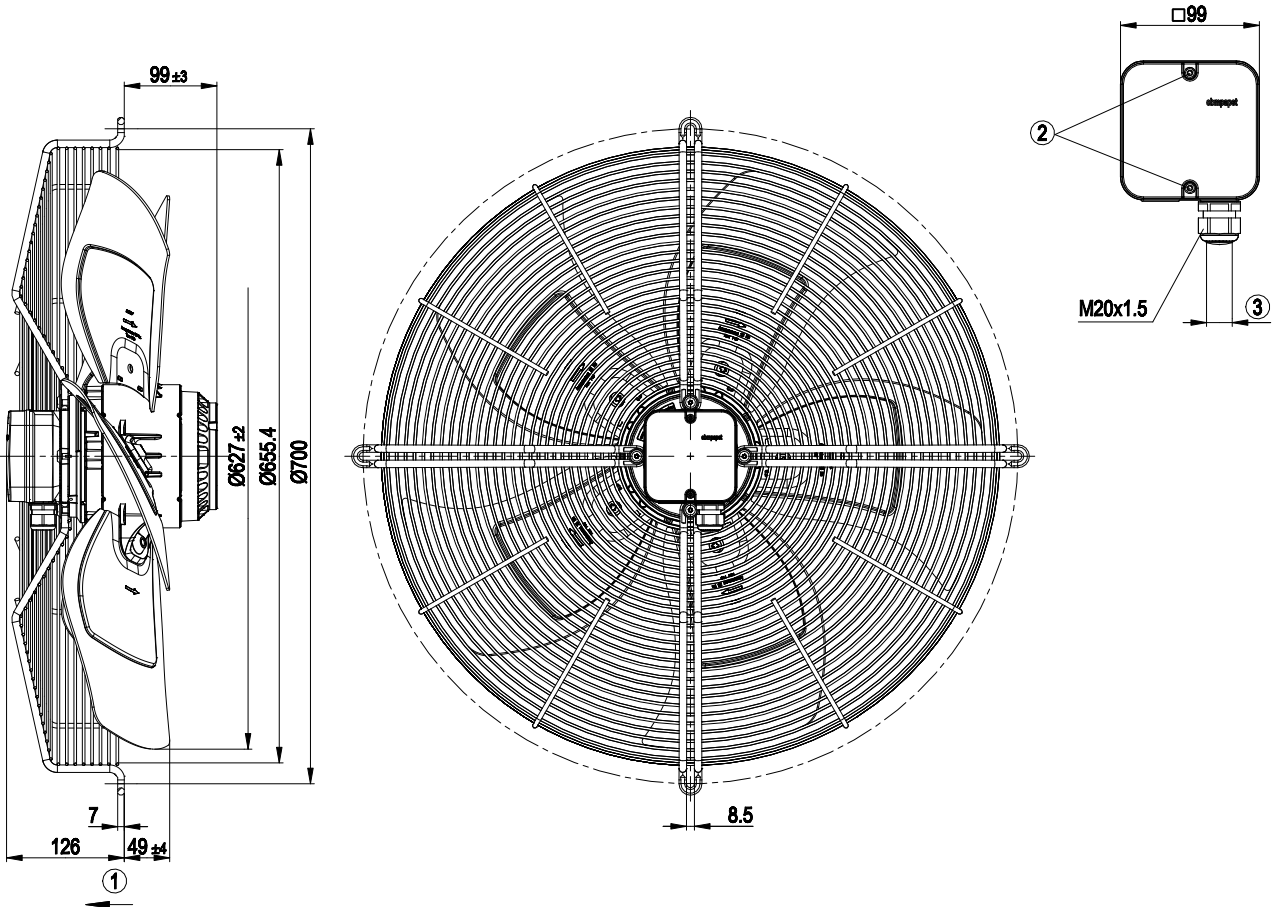
Weight	18.2 kg
Size	630 mm
Motor size	110
Rotor surface	Cast in aluminum
Terminal box material	PP plastic
Blade material	Sheet aluminum
Guard grille material	Steel, coated with black plastic (RAL 9005)
Number of blades	5
Blade pitch	-5°
Airflow direction	V
Direction of rotation	Counterclockwise, viewed toward rotor
Degree of protection	IP55
Insulation class	"F"
Moisture (F) / Environmental (H) protection class	H2
Ambient temperature note	Occasional start-up between -40°C and -25°C is permissible. For continuous operation at temperatures below -25°C (e.g. refrigeration applications) we recommend our fan design with special low-temperature bearings.
Max. permitted ambient temp. for motor (transport/storage)	+80 °C
Min. permitted ambient temp. for motor (transport/storage)	-40 °C
Installation position	Shaft horizontal or rotor on bottom; rotor on top on request
Condensation drainage holes	On rotor side
Mode	S1
Motor bearing	Ball bearing
Touch current according to IEC 60990 (measuring circuit Fig. 4, TN system)	<= 3.5 mA
Electrical hookup	Terminal box
Motor protection	Thermal overload protector (TOP) with basic insulation
Protection class	I (with customer connection of protective earth)
Conformity with standards	EN 61800-5-1; CE
Approval	VDE; CSA C22.2 No. 100; UL 1004-1



AC axial fan

sickle-shaped blades (S series)
with guard grille for short nozzle

Product drawing



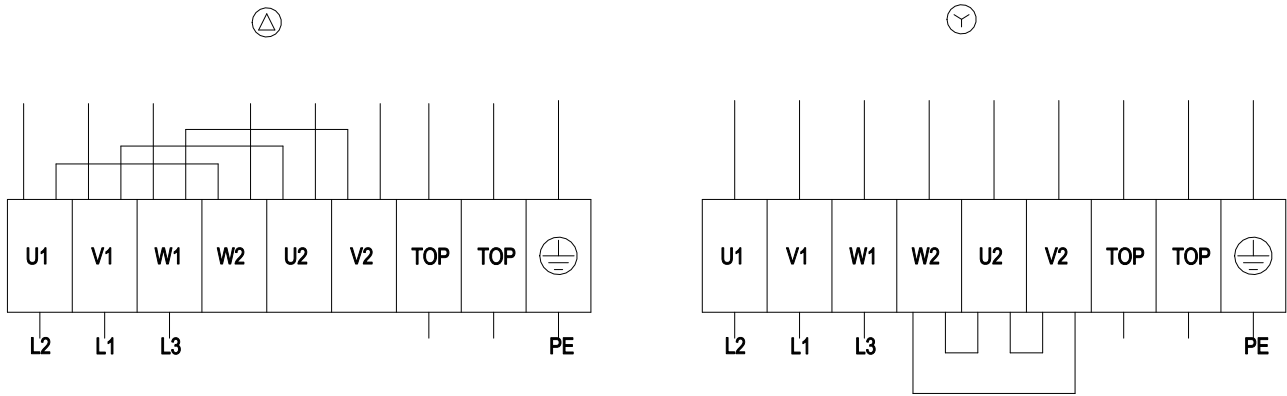
1	Direction of air flow "V"
2	Tightening torque 1.5 ± 0.2 Nm
3	Cable diameter min. 6 mm, max. 12 mm; tightening torque 2 ± 0.3 Nm



AC axial fan

sickle-shaped blades (S series)
with guard grille for short nozzle

Connection diagram

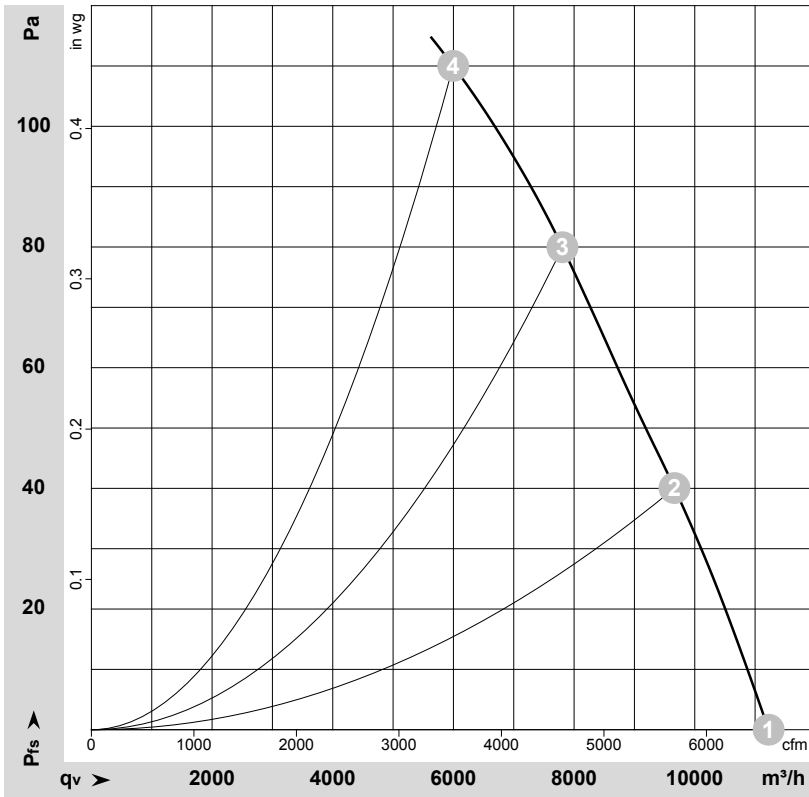


Δ	Delta connection	Y	Star connection	L1	= V1 = blue
L2	= U1 = black	L3	= W1 = brown	W2	yellow
U2	green	V2	white	TOP	2x gray
PE	green/yellow				

AC axial fan

sickle-shaped blades (S series)
with guard grille for short nozzle

Curves: Air performance 50 Hz



$\rho = 1.15 \text{ kg/m}^3 \pm 2 \%$

Measurement: LU-101261-1

Air performance measured according to ISO 5801 installation category A. For detailed information on the measurement setup, contact ebm-papst. Intake sound level: Sound power level according to ISO 13347 / sound pressure level measured at 1 m distance from fan axis. The values given are valid under the specified measuring conditions and may vary due to conditions of installation. For deviations from the standard configuration, the parameters have to be checked on the installed unit.

Measured values

	Wired	U	f	n	P _e	I	LpA _{in}	LwA _{in}	q _v	P _{fs}	q _v	P _{fs}
		V	Hz	min ⁻¹	W	A	dB(A)	dB(A)	m ³ /h	Pa	cfm	in. wg
1	Y	400	50	925	434	1.09	70	76	11225	0	6605	0.00
2	Y	400	50	910	501	1.15	69	74	9665	40	5685	0.16
3	Y	400	50	895	561	1.22	69	75	7805	80	4595	0.32
4	Y	400	50	870	630	1.32	71	77	5995	110	3530	0.44

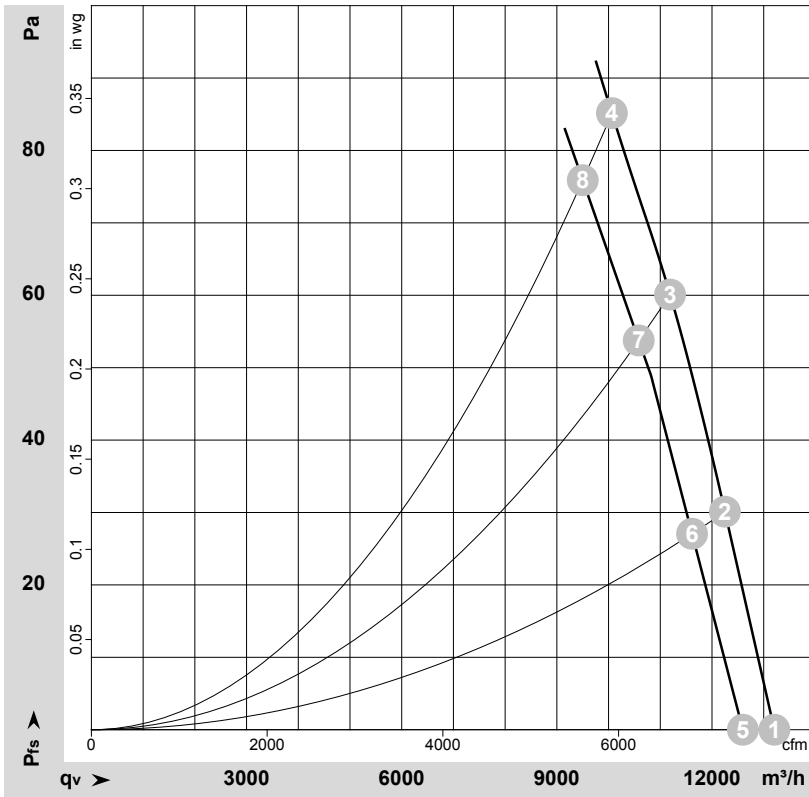
Wired = Wiring · U = Voltage · f = Frequency · n = Speed (rpm) · P_e = Power consumption · I = Current draw · LpA_{in} = Sound pressure level intake side · LwA_{in} = Sound power level intake side
q_v = Air flow · P_{fs} = Pressure increase



AC axial fan

sickle-shaped blades (S series)
with guard grille for short nozzle

Curves: Air performance 60 Hz



$\rho = 1.15 \text{ kg/m}^3 \pm 2 \%$

Measurement: LU-101262-1
Measurement: LU-150935-1

Air performance measured according to ISO 5801 installation category A. For detailed information on the measurement setup, contact ebm-papst. Intake sound level: Sound power level according to ISO 13347 / sound pressure level measured at 1 m distance from fan axis. The values given are valid under the specified measuring conditions and may vary due to conditions of installation. For deviations from the standard configuration, the parameters have to be checked on the installed unit.

Measured values

	Wired	U	f	n	P _e	I	LpA _{in}	LwA _{in}	q _v	P _{fs}	q _v	P _{fs}
		V	Hz	min ⁻¹	W	A	dB(A)	dB(A)	m ³ /h	Pa	cfm	in. wg
1	Y	480	60	1090	685	1.24	74	80	13205	0	7775	0.00
2	Y	480	60	1075	744	1.30	72	78	12250	30	7210	0.12
3	Y	480	60	1065	806	1.37	72	78	11190	60	6585	0.24
4	Y	480	60	1050	860	1.46	72	78	10065	85	5925	0.34
5	Y	400	60	1035	628	1.24	73	78	12595	0	7415	0.00
6	Y	400	60	1020	676	1.30	71	77	11615	27	6835	0.11
7	Y	400	60	1000	723	1.36	71	76	10585	54	6230	0.22
8	Y	400	60	980	760	1.46	71	76	9500	76	5590	0.31

Wired = Wiring · U = Voltage · f = Frequency · n = Speed (rpm) · P_e = Power consumption · I = Current draw · LpA_{in} = Sound pressure level intake side · LwA_{in} = Sound power level intake side
q_v = Air flow · P_{fs} = Pressure increase

