

AC axial fan

straight blades (A series)
with guard grille for short nozzle

ASIA PACIFIC SHENGRUI LIMITED

Phone +00852 56261528

info@apacfan.com

www.apacfan.com

Nominal data

Type	S2E250-AF06-12		
Motor	M2E068-CF		
Phase		1~	1~
Nominal voltage	VAC	230	230
Frequency	Hz	50	60
Method of obtaining data		ce	ce
Valid for approval/standard		CE	CE
Speed (rpm)	min ⁻¹	2250	2200
Power consumption	W	140	170
Current draw	A	0.62	0.75
Capacitor	μF	3	3
Capacitor voltage	VDB	400	400
Min. ambient temperature	°C	-25	-25
Max. ambient temperature	°C	75	50
Starting current	A	0.88	0.87

ml = Max. load · me = Max. efficiency · fa = Free air · cs = Customer specification · ce = Customer equipment
Subject to change



AC axial fan

straight blades (A series)
with guard grille for short nozzle

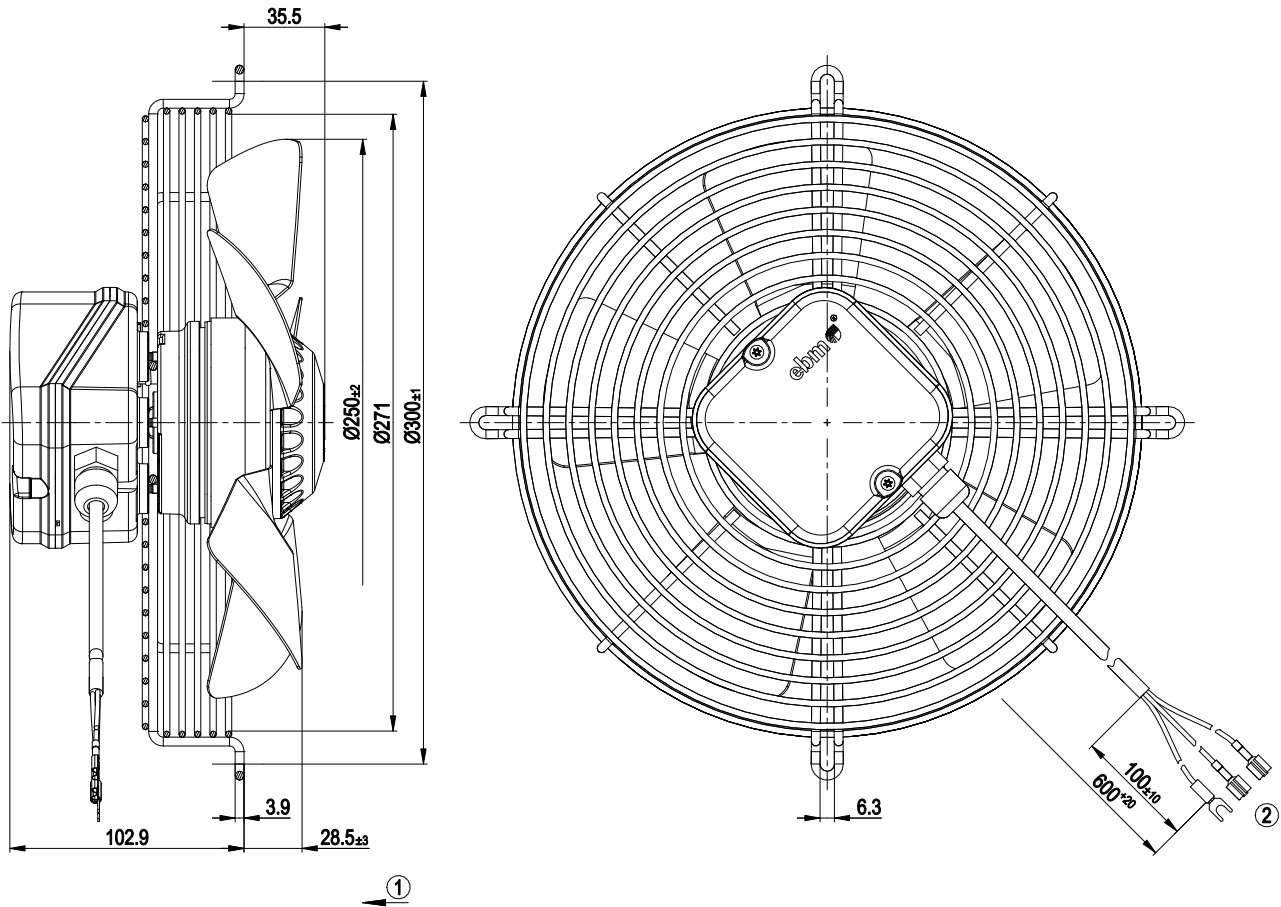
Technical description

Weight	2.6 kg
Size	250 mm
Motor size	68
Rotor surface	Painted black
Terminal box material	ABS plastic
Blade material	Sheet steel, painted black
Guard grille material	Steel, coated with black plastic (RAL 9005)
Number of blades	5
Airflow direction	V
Direction of rotation	Counterclockwise, viewed toward rotor
Degree of protection	IP44; installation- and position-dependent as per EN 60034-5
Insulation class	"F"
Moisture (F) / Environmental (H) protection class	H1
Max. permitted ambient temp. for motor (transport/storage)	+ 80 °C
Min. permitted ambient temp. for motor (transport/storage)	- 40 °C
Installation position	Shaft horizontal or rotor on bottom; rotor on top on request
Condensation drainage holes	On rotor side
Mode	S1
Motor mounting	Ball bearing
Touch current according to IEC 60990 (measuring circuit Fig. 4, TN system)	< 0.75 mA
Electrical hookup	Terminal box; Via terminal box, capacitor integrated and connected
Motor protection	Thermal overload protector (TOP) internally connected
With cable	Variable
Protection class	I (with customer connection of protective earth)
Motor capacitor according to EN 60252-1 in safety protection class	S0
Conformity with standards	EN 60335-1; CE
Approval	EAC

AC axial fan

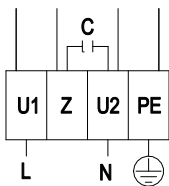
straight blades (A series)
with guard grille for short nozzle

Product drawing



- | | |
|---|--|
| 1 | Direction of air flow "V" |
| 2 | Cable PVC 3G 0.5 mm ² , 1x spade terminal tyco 130517-0, 2x insulated flat push-on receptacle 6.3 x 0.8 |

Connection diagram



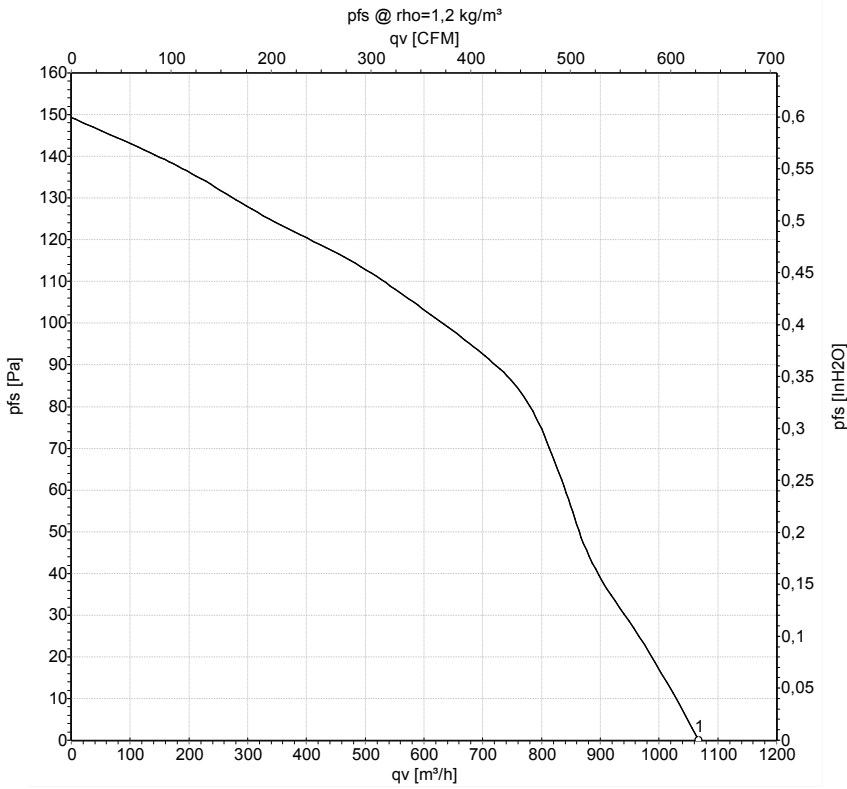
L	= U1 = blue	Z	brown	N	= U2 = black
PE	green/yellow				



AC axial fan

straight blades (A series)
with guard grille for short nozzle

Curves: Air performance 50 Hz



Measurement: LU-49687-1

Air performance measured according to ISO 5801 installation category A. For detailed information on the measurement setup, contact ebm-papst. Intake sound level: Sound power level according to ISO 13347 / sound pressure level measured at 1 m distance from fan axis. The values given are valid under the specified measuring conditions and may vary due to conditions of installation. For deviations from the standard configuration, the parameters have to be checked on the installed unit.

Measured values

	U	f	n	P _e	I	q _v	q _v	P _{fs}
	V	Hz	min ⁻¹	W	A	m ³ /h	cfm	in. wg
1	230	50	2250	140	0.62	1070	630	0.00

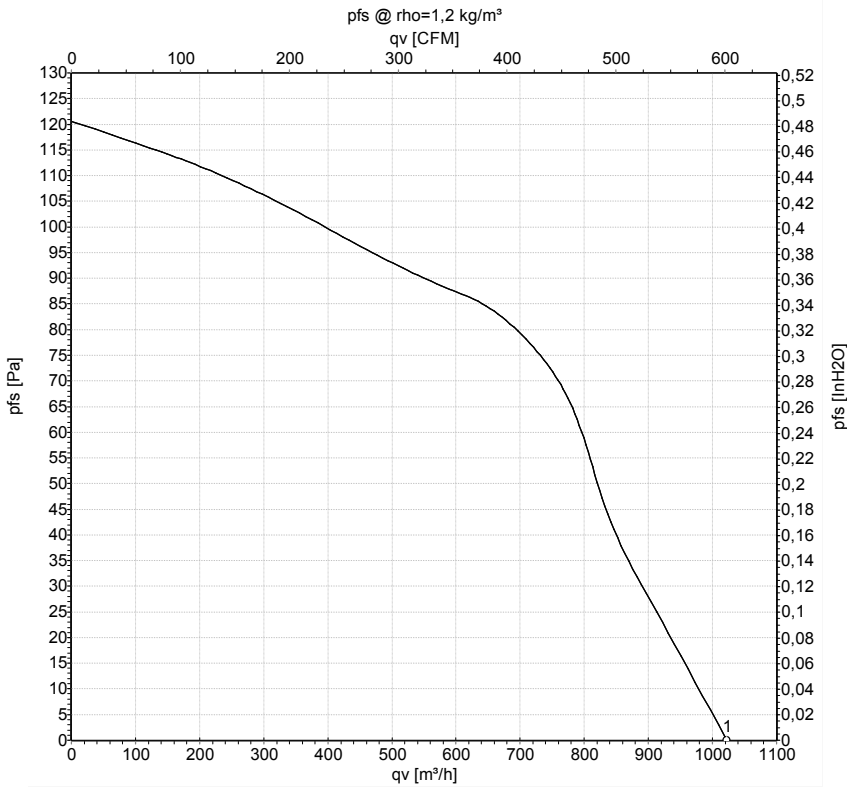
U = Power supply · f = Frequency · n = Speed (rpm) · P_e = Power consumption · I = Current draw · q_v = Air flow



AC axial fan

straight blades (A series)
with guard grille for short nozzle

Curves: Air performance 60 Hz



Measurement: LU-49688-1

Air performance measured according to ISO 5801 installation category A. For detailed information on the measurement setup, contact ebm-papst. Intake sound level: Sound power level according to ISO 13347 / sound pressure level measured at 1 m distance from fan axis. The values given are valid under the specified measuring conditions and may vary due to conditions of installation. For deviations from the standard configuration, the parameters have to be checked on the installed unit.

Measured values

	U	f	n	P _e	I	q _v	q _v	P _{fs}
	V	Hz	min ⁻¹	W	A	m ³ /h	cfm	in. wg
1	230	60	2200	170	0.75	1020	600	0.00

U = Power supply · f = Frequency · n = Speed (rpm) · P_e = Power consumption · I = Current draw · q_v = Air flow

