

G1G144-AF49-70

EC centrifugal fan

backward-curved, single-intake
with housing (flange), Gas blower for condensing boilers



ASIA PACIFIC SHENGRUI LIMITED

Phone +00852 56261528

info@apacfan.com

www.apacfan.com

Nominal data

Type	G1G144-AF49-70	
Motor	M1G055-BD	
Phase		1~
Nominal voltage	VAC	230
Frequency	Hz	50/60
Method of obtaining data		fa
Speed (rpm)	min ⁻¹	4800
Power consumption	W	75
Current draw	A	0.5
Min. ambient temperature	°C	-25
Max. ambient temperature	°C	70
Min. temp. of flow medium	°C	-25
Max. temp. of flow medium	°C	80

ml = Max. load · me = Max. efficiency · fa = Free air · cs = Customer specification · ce = Customer equipment
Subject to change



EC centrifugal fan

backward-curved, single-intake
with housing (flange), Gas blower for condensing boilers

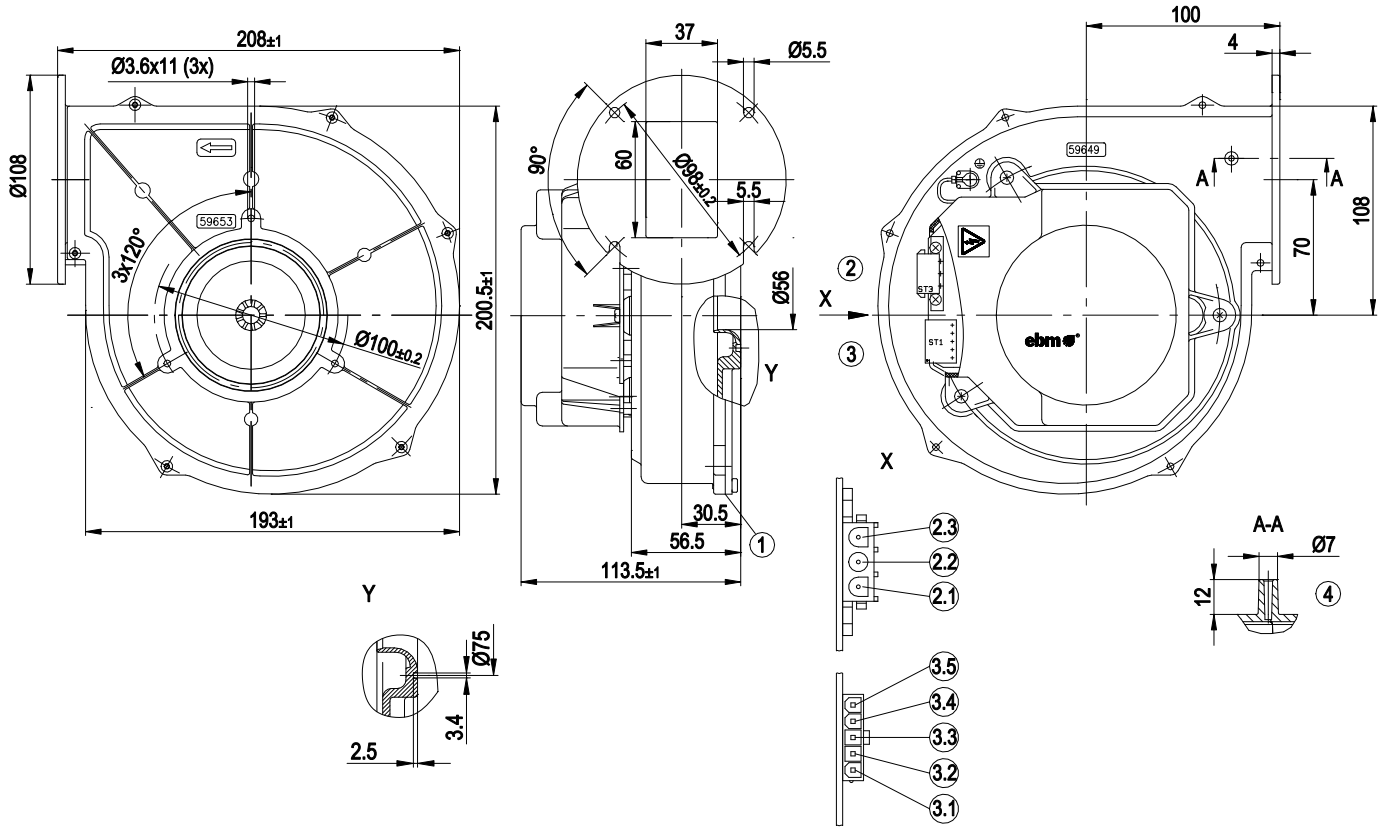
Technical description

Weight	1.9 kg
Size	144 mm
Motor size	55
Rotor surface	Thick-film passivated
Cover material	PP plastic
Impeller material	PA plastic
Housing material	Die-cast aluminum
Direction of rotation	Clockwise, viewed toward rotor
Degree of protection	IP20
Insulation class	"B"
Moisture (F) / Environmental (H) protection class	H0 - dry environment
Max. permitted ambient temp. for motor (transport/storage)	+ 80 °C
Min. permitted ambient temp. for motor (transport/storage)	- 40 °C
Installation position	Any
Condensation drainage holes	None
Mode	S1
Premixing	Not suitable for premixing.
Motor mounting	Ball bearing
Technical features	<ul style="list-style-type: none"> - Tach output - Motor current limitation - PWM control input
Touch current according to IEC 60990 (measuring circuit Fig. 4, TN system)	<= 3.5 mA
Motor protection	Reverse polarity and locked-rotor protection
Conformity with standards	CE
Approval	EAC
Comment	Complete unit must be tested for required approvals.

EC centrifugal fan

backward-curved, single-intake
with housing (flange), Gas blower for condensing boilers

Product drawing

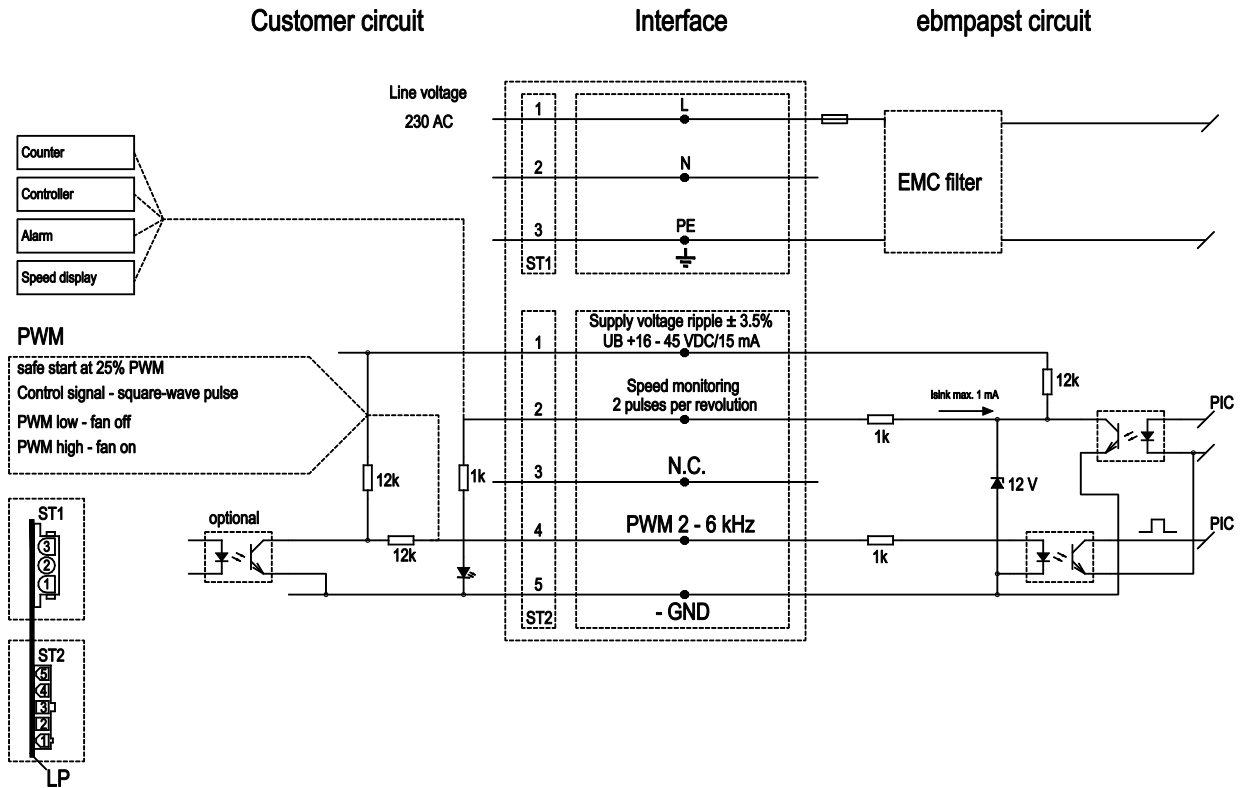


1	Housing side parts sealed with NBR round cord (pentane-resistant)
2	3-pole header, mating connector: (not included in scope of delivery) Tyco no. 350 766-1; socket: Tyco no. 926 884-1
2.1	L
2.2	N
2.3	PE
3	5-pole header; mating connector (not included in scope of delivery): Molex no. 39-01-4050; socket: Molex no. 39-00-0059
3.1	(+)
3.2	Speed monitoring
3.3	not used
3.4	PWM input
3.5	(-) GND
4	Pressure tap sealed (drilled open if required)

EC centrifugal fan

backward-curved, single-intake
with housing (flange), Gas blower for condensing boilers

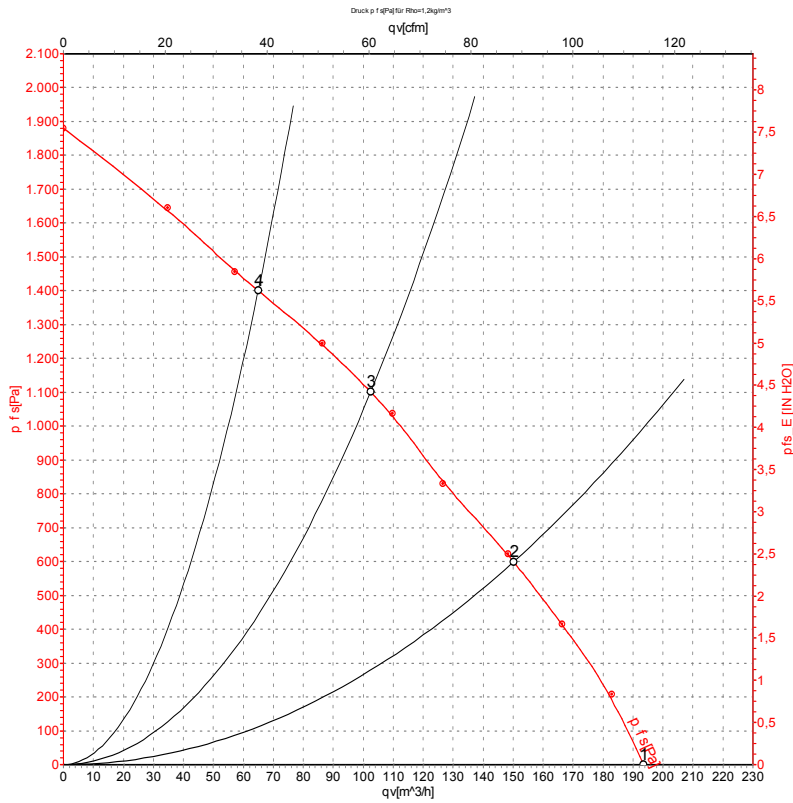
Connection diagram



EC centrifugal fan

backward-curved, single-intake
with housing (flange), Gas blower for condensing boilers

Curves: Air performance 50 Hz



Measurement: LU-36462-1

Air performance measured according to ISO 5801 installation category A. For detailed information on the measurement setup, contact ebm-papst. Intake sound level: Sound power level according to ISO 13347 / sound pressure level measured at 1 m distance from fan axis. The values given are valid under the specified measuring conditions and may vary due to conditions of installation. For deviations from the standard configuration, the parameters have to be checked on the installed unit.

Measured values

	U	f	n	P _{ed}	I	q _v	p _{fs}	q _v	p _{fs}
	V	Hz	min ⁻¹	W	A	m ³ /h	Pa	cfm	in. wg
1	230	50	4800	75	0.50	195	0	115	0.00
2	230	50	4935	73	0.50	150	600	90	2.41
3	230	50	5345	68	0.46	100	1100	60	4.42
4	230	50	5790	61	0.41	65	1400	40	5.62

U = Power supply · f = Frequency · n = Speed (rpm) · P_{ed} = Power consumption · I = Current draw · q_v = Air flow · p_{fs} = Pressure increase

