

## ASIA PACIFIC SHENGRUI LIMITED

Phone +00852 56261528

info@apacfan.com

www.apacfan.com



## Nominal data

Type	R4E355-AG02-05	
Motor	M4E074-GA	
Phase		1~
Nominal voltage	VAC	230
Frequency	Hz	50
Type of data definition		fa
Valid for approval / standard		CE
Speed	min <sup>-1</sup>	1430
Power input	W	210
Current draw	A	0.97
Motor capacitor	μF	7
Capacitor voltage	VDB	400
Capacitor standard		P0 (CE)
Min. back pressure	Pa	0
Max. ambient temperature	°C	30
Starting current	A	2.6

ml = Max. load · me = Max. efficiency · fa = Running at free air · cs = Customer specs · cu = Customer unit  
Subject to alterations

## Data according to ErP directive

Installation category	A
Efficiency category	Static
Variable speed drive	No
Specific ratio*	1.00

\* Specific ratio =  $1 + p_g / 100\,000\text{ Pa}$

	Actual	Request 2013	Request 2015
Overall efficiency $\eta_{es}$	45.4	41.4	45.4
Efficiency grade N	62	58	62
Power input $P_e$	kW	0.26	
Air flow $q_v$	m <sup>3</sup> /h	1685	
Pressure increase $p_{fs}$	Pa	250	
Speed n	min <sup>-1</sup>	1395	

Data definition with optimum efficiency.



# AC centrifugal fan

backward curved, single inlet

## Technical features

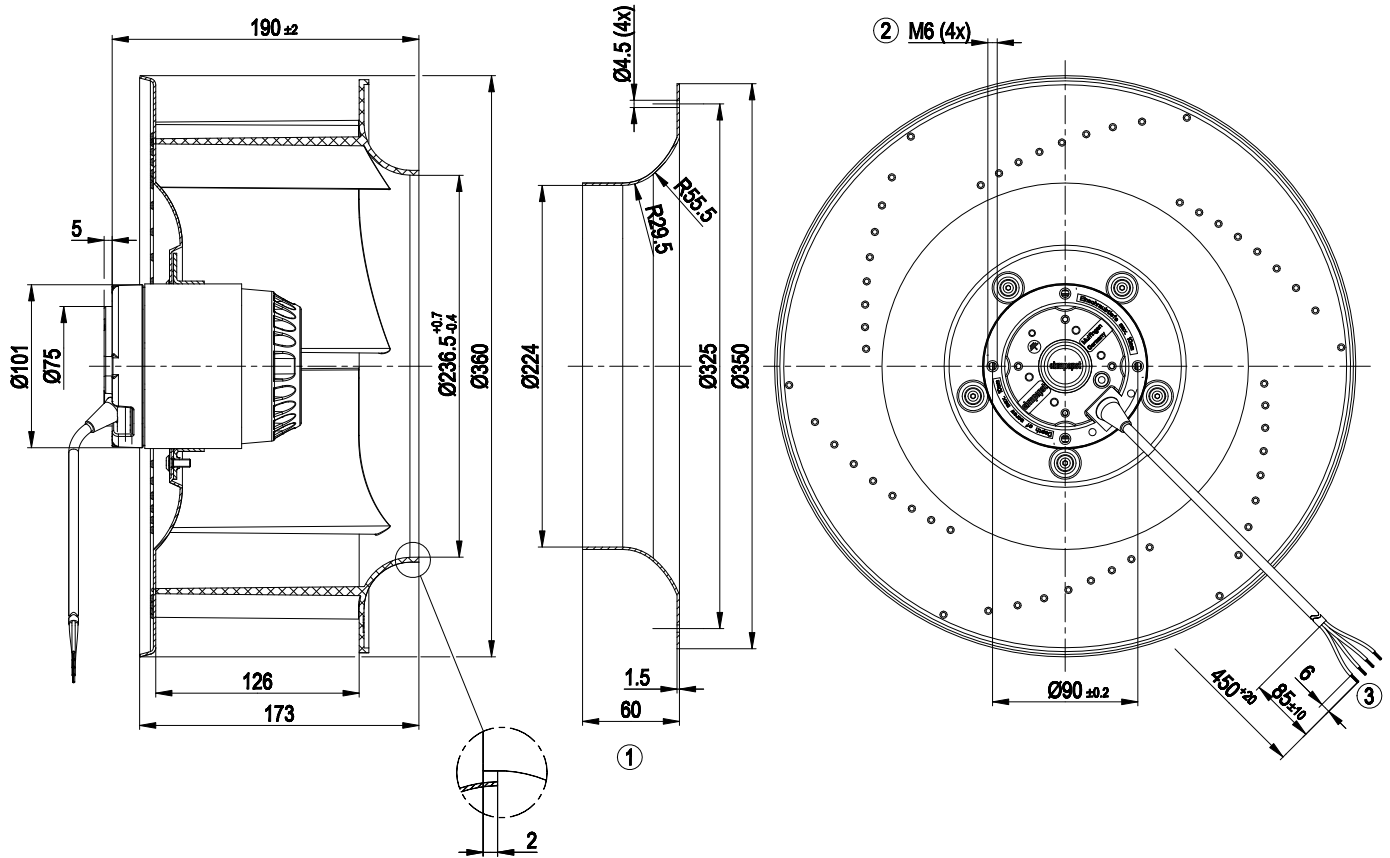
<b>Mass</b>	5.4 kg
<b>Size</b>	355 mm
<b>Surface of rotor</b>	Coated in black
<b>Material of impeller</b>	PP plastic
<b>Number of blades</b>	6
<b>Direction of rotation</b>	Clockwise, seen on rotor
<b>Type of protection</b>	IP 44; Depending on installation and position as per EN 60034-5
<b>Insulation class</b>	"B"
<b>Humidity class</b>	F1-2
<b>Max. permissible ambient motor temp. (transp./ storage)</b>	+ 80 °C
<b>Min. permissible ambient motor temp. (transp./storage)</b>	- 40 °C
<b>Mounting position</b>	Shaft horizontal or rotor on bottom; rotor on top on request
<b>Condensate discharge holes</b>	Rotor-side
<b>Operation mode</b>	S1
<b>Motor bearing</b>	Ball bearing
<b>Touch current acc. IEC 60990 (measuring network Fig. 4, TN system)</b>	< 0.75 mA
<b>Motor protection</b>	Thermal overload protector (TOP) wired internally
<b>Cable exit</b>	Variable
<b>Protection class</b>	I (if protective earth is connected by customer)
<b>Product conforming to standard</b>	EN 60335-1; CE



# AC centrifugal fan

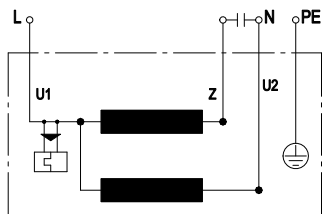
backward curved, single inlet

## Product drawing



- 1 Accessory part: Inlet nozzle 51357-2-4013, not included in the standard scope of delivery
- 2 Depth of screw max. 10 mm
- 3 Connection line PVC 4G 0.5 mm<sup>2</sup>, 4x brass lead tips crimped

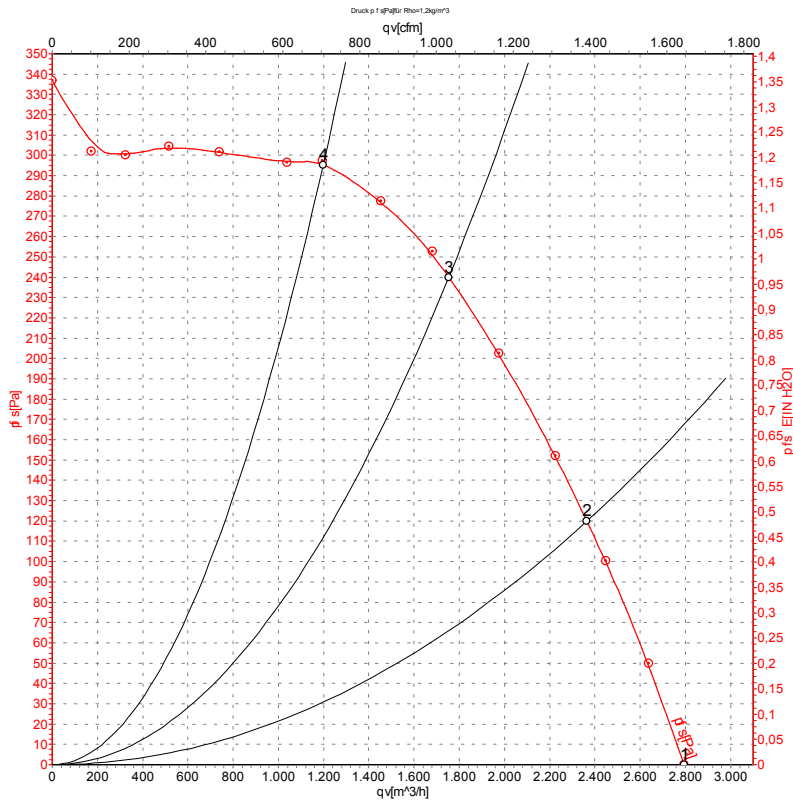
## Connection screen



U1	blue	Z	brown	U2	black
PE	green/yellow				



## Charts: Air flow 50 Hz



Measurement: LU-37971

Air performance measured as per ISO 5801 Installation category A. For detailed information on the measuring set-up, please contact ebmpapst. Suction-side noise levels: LwA measured as per ISO 13347 / LpA measured with 1m distance to fan axis. The values given are valid under the measuring conditions mentioned above and may vary according to the actual installation situation. With any deviation from the standard set-up, the specific values have to be checked and reviewed with the unit installed.

## Measured values

	U	f	n	P <sub>e</sub>	I	qv	P <sub>fs</sub>
	V	Hz	min <sup>-1</sup>	W	A	m <sup>3</sup> /h	Pa
1	230	50	1430	210	0.97	2795	0
2	230	50	1415	244	1.13	2365	120
3	230	50	1395	268	1.22	1755	240
4	230	50	1405	255	1.17	1200	300

U = Supply voltage · f = Frequency · n = Speed · P<sub>e</sub> = Power input · I = Current draw · qv = Air flow · P<sub>fs</sub> = Pressure increase

