

R3G250-AD62-30

EC centrifugal fan

backward curved, single inlet



ASIA PACIFIC SHENGRUI LIMITED

Phone +00852 56261528

info@apacfan.com

www.apacfan.com



Nominal data

Type	R3G250-AD62-30	
Motor	M3G084-CA	
Nominal voltage	VDC	48
Nominal voltage range	VDC	36 .. 57
Type of data definition		fa
Speed	min ⁻¹	2645
Power input	W	135
Current draw	A	2.8
Min. ambient temperature	°C	-25
Max. ambient temperature	°C	60

ml = Max. load · me = Max. efficiency · fa = Running at free air · cs = Customer specs · cu = Customer unit
Subject to alterations

Data according to ErP directive

Installation category	A
Efficiency category	Static
Variable speed drive	Yes
Specific ratio*	1.00

* Specific ratio = $1 + p_b / 100\,000\text{ Pa}$

		Actual	Request 2013	Request 2015
Overall efficiency η_{es}	%	54.1	39.7	43.7
Efficiency grade N		72.4	58	62
Power input P_e	kW	0.18		
Air flow q_v	m ³ /h	870		
Pressure increase p_{fs}	Pa	360		
Speed n	min ⁻¹	2580		

Data definition with optimum efficiency.

LU-56153

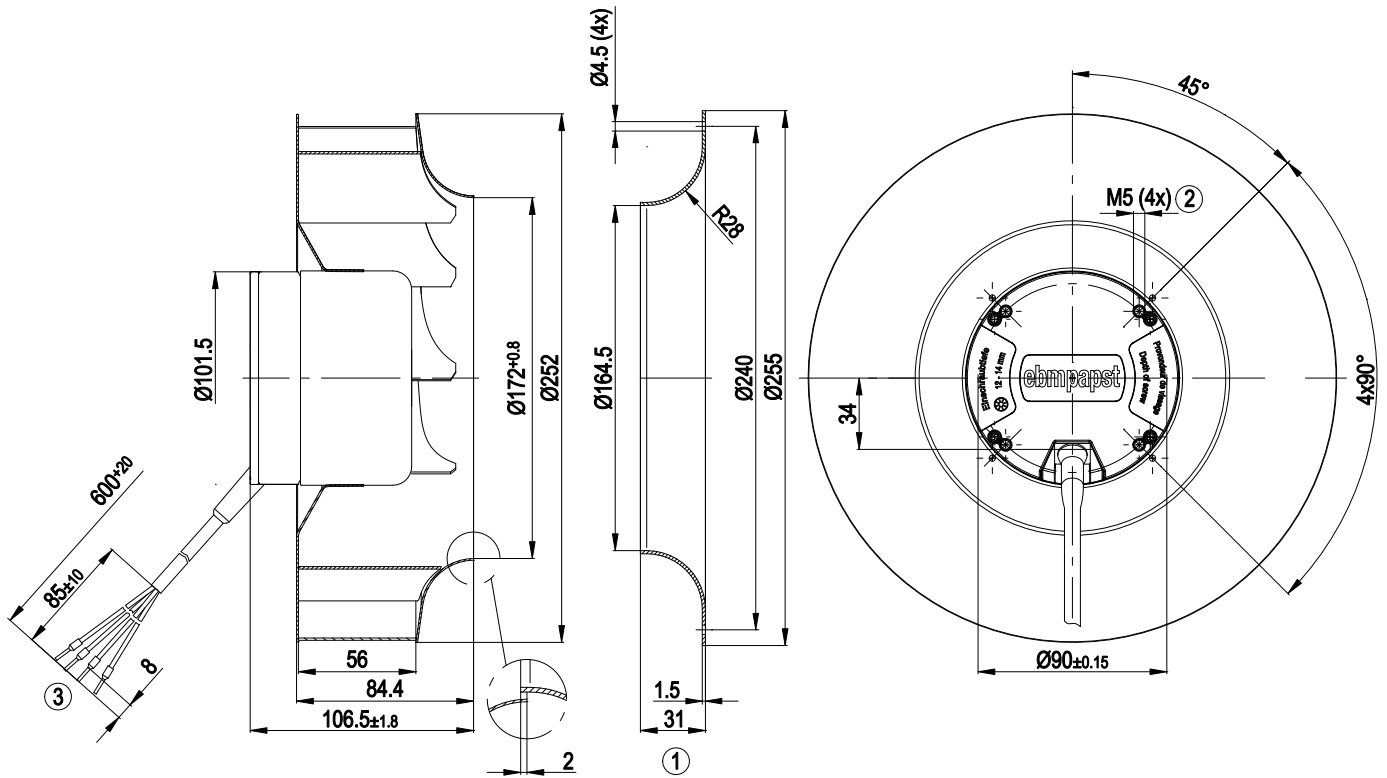
The ErP data is determined using a motor-impeller combination in a standardised measurement configuration.



Technical features

Mass	2.95 kg
Size	250 mm
Surface of rotor	Coated in black
Material of electronics housing	Die-cast aluminium
Material of impeller	Sheet steel, galvanised
Number of blades	11
Direction of rotation	Clockwise, seen on rotor
Type of protection	IP 42
Insulation class	"B"
Max. permissible ambient motor temp. (transp./ storage)	+80 °C
Min. permissible ambient motor temp. (transp./storage)	-40 °C
Mounting position	Shaft horizontal or rotor on top; rotor on bottom on request
Condensate discharge holes	None
Operation mode	S1
Motor bearing	Ball bearing
Technical features	<ul style="list-style-type: none"> - Control input 0-10 VDC / PWM - Tach output - Over-temperature protected motor
EMC interference immunity	Acc. to EN 61000-6-2 (industrial environment)
EMC interference emission	Acc. to EN 61000-6-3 (household environment)
Motor protection	Thermal overload protector (TOP) wired internally
Cable exit	Variable
Product conforming to standard	EN 60950-1
Approval	CCC; CSA C22.2 Nr.100; EAC; UL 1004-1

Product drawing

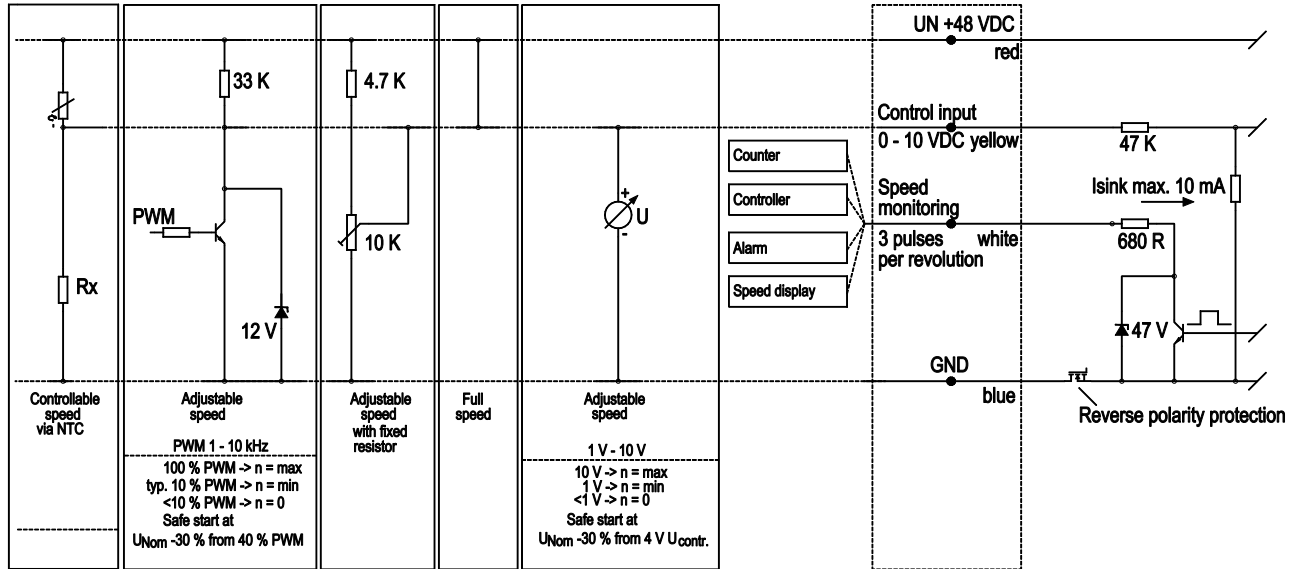


1	Accessory part: Inlet nozzle 96359-2-4013, not included in the standard scope of delivery
2	Depth of screw 12 - 14 mm
3	Connection line PVC AWG16, 4x crimped core-end sleeves

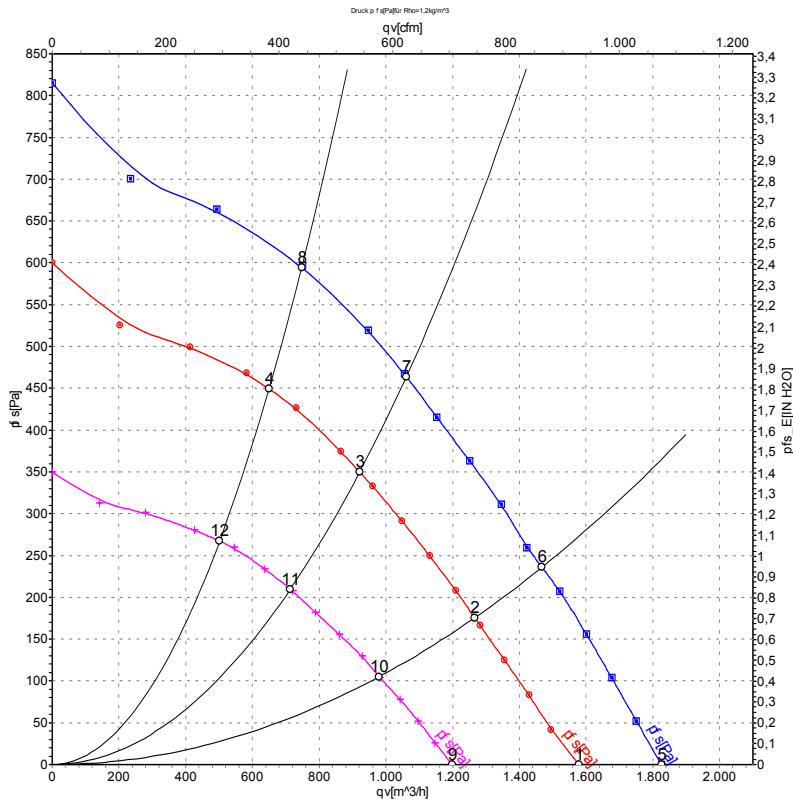
Connection screen

Customer circuit

Notes on various control possibilities and their applications



Charts: Air flow



Measurement: LU-56153
 Measurement: LU-56151
 Measurement: LU-56152

Air performance measured as per ISO 5801 Installation category A. For detailed information on the measuring set-up, please contact ebm-papst. Suction-side noise levels: LwA measured as per ISO 13347 / LpA measured with 1m distance to fan axis. The values given are valid under the measuring conditions mentioned above and may vary according to the actual installation situation. With any deviation from the standard set-up, the specific values have to be checked and reviewed with the unit installed.

Measured values

	U	n	P _{ed}	I	qv	p _{fs}
	V	min ⁻¹	W	A	m ³ /h	Pa
1	48	2645	135	2.80	1580	0
2	48	2600	168	3.52	1265	176
3	48	2580	182	3.82	920	350
4	48	2590	177	3.72	650	449
5	57	3055	206	3.64	1825	0
6	57	2990	257	4.53	1470	236
7	57	2970	276	4.87	1060	464
8	57	2980	270	4.77	750	598
9	36	2035	65	1.83	1200	0
10	36	2005	82	2.31	980	105
11	36	2000	88	2.46	715	210
12	36	2005	85	2.39	500	267

U = Supply voltage · n = Speed · P_{ed} = Power input · I = Current draw · qv = Air flow · p_{fs} = Pressure increase

