

R2E225-RA40-24

AC centrifugal fan

backward curved, single inlet



ASIA PACIFIC SHENGRUI LIMITED

Phone +00852 56261528

info@apacfan.com

www.apacfan.com

Nominal data

Type	R2E225-RA40-24		
Motor	M2E068-DF		
Phase		1~	1~
Nominal voltage	VAC	115	115
Frequency	Hz	60	60
Type of data definition		ml	ml
Valid for approval / standard		CE	UL 2111
Speed	min ⁻¹	2700	2700
Power input	W	215	225
Current draw	A	1.88	1.9
Motor capacitor	µF	14	14
Capacitor voltage	VDB	250	250
Capacitor standard			UL
Min. back pressure	Pa	0	0
Min. ambient temperature	°C	-25	-25
Max. ambient temperature	°C	60	60
Starting current	A	2.58	

ml = Max. load · me = Max. efficiency · fa = Running at free air · cs = Customer specs · cu = Customer unit
Subject to alterations



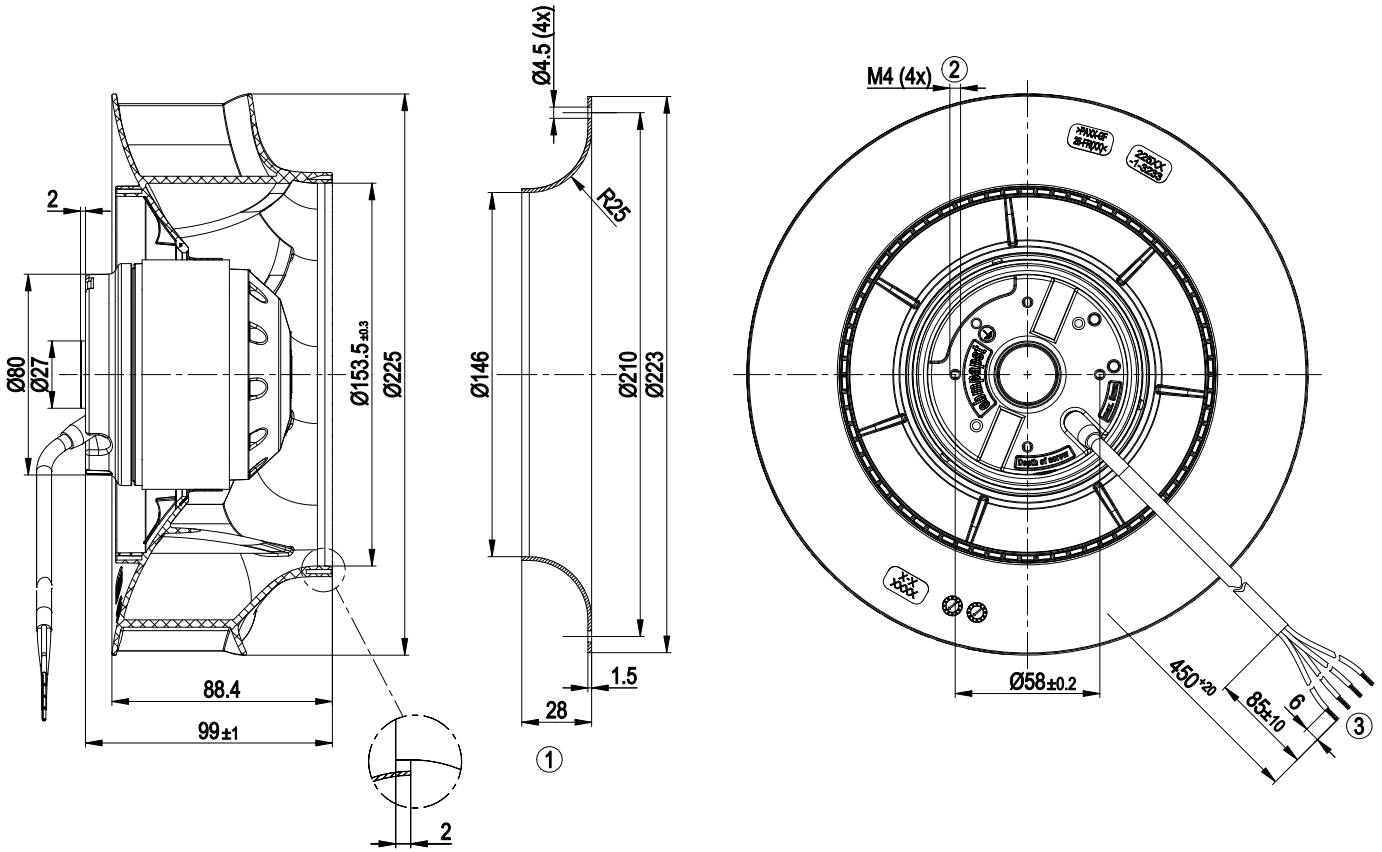
Technical features

Mass	2.4 kg
Size	225 mm
Surface of rotor	Coated in black
Material of impeller	PA plastic
Number of blades	7
Direction of rotation	Clockwise, seen on rotor
Type of protection	IP 44; Depending on installation and position as per EN 60034-5
Insulation class	"F"
Humidity class	F1-2
Max. permissible ambient motor temp. (transp./ storage)	+ 80 °C
Min. permissible ambient motor temp. (transp./storage)	- 40 °C
Mounting position	Shaft horizontal or rotor on bottom; rotor on top on request
Condensate discharge holes	Rotor-side
Operation mode	S1
Motor bearing	Ball bearing
Touch current acc. IEC 60990 (measuring network Fig. 4, TN system)	< 0.75 mA
Motor protection	Thermal overload protector (TOP) wired internally
Cable exit	Variable
Protection class	I (if protective earth is connected by customer)
Product conforming to standard	EN 60335-1; CE
Approval	UL 2111; CSA C22.2 Nr.77

AC centrifugal fan

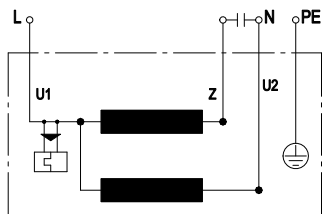
backward curved, single inlet

Product drawing



- 1 Accessory part: inlet nozzle 96358-2-4013 not included in scope of delivery
- 2 Depth of screw max. 5 mm
- 3 Connection line PFA 4G, 4x lead tips crimped

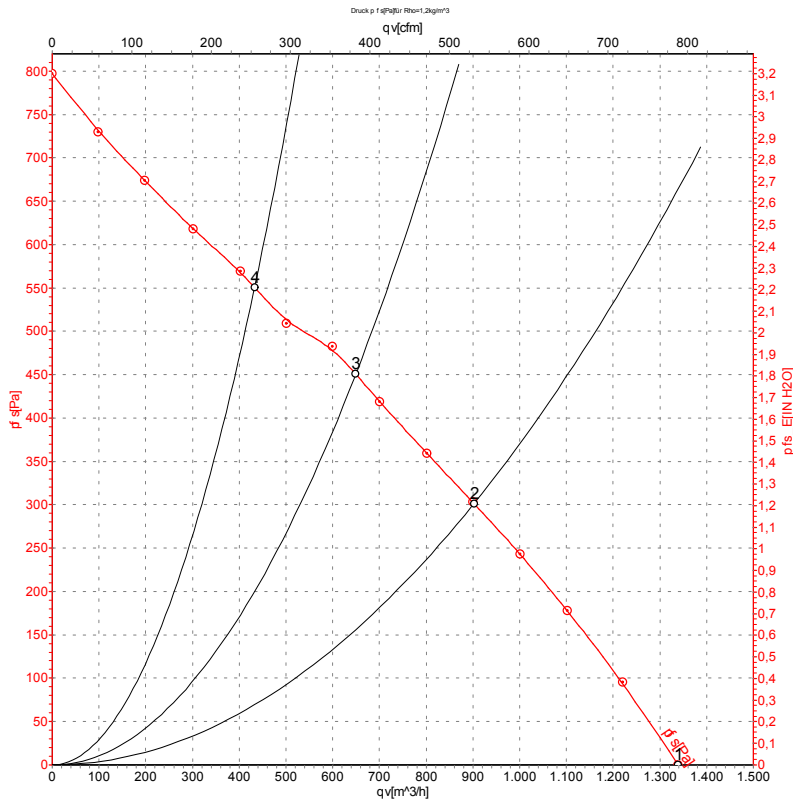
Connection screen



U1	blue	Z	brown	U2	black
PE	green/yellow				



Charts: Air flow 60 Hz



Measurement: LU-128357

Air performance measured as per ISO 5801 Installation category A. For detailed information on the measuring set-up, please contact ebm-papst. Suction-side noise levels: L_{wA} measured as per ISO 13347 / L_{pA} measured with 1m distance to fan axis. The values given are valid under the measuring conditions mentioned above and may vary according to the actual installation situation. With any deviation from the standard set-up, the specific values have to be checked and reviewed with the unit installed.

Measured values

	U	f	n	P _e	I	L _{pA_{in}}	L _{wA_{in}}	qv	p _{fs}
	V	Hz	min ⁻¹	W	A	dB(A)	dB(A)	m ³ /h	Pa
1	115	60	3025	187	1.61	69	76	1340	0
2	115	60	2700	225	1.95	62	70	900	300
3	115	60	2765	218	1.89	61	69	650	450
4	115	60	2890	204	1.76	64	71	435	550

U = Supply voltage · f = Frequency · n = Speed · P_e = Power input · I = Current draw · L_{pA_{in}} = Sound pressure level inlet side · L_{wA_{in}} = Sound power level inlet side · qv = Air flow
 p_{fs} = Pressure increase

