

AC axial fan

sickle-shaped blades (S series)

with square full nozzle

ASIA PACIFIC SHENGRUI LIMITED

Phone +00852 56261528

info@apacshengrui.com

www.apacfan.com



Nominal data

Type	W2D250-GA04-09		
Motor	M2D068-DF		
Phase		3~	3~
Nominal voltage	VAC	400	400
Nominal voltage range	VAC	380 .. 415	380 .. 415
Wiring		Y	Y
Frequency	Hz	50	60
Method of obtaining data		fa	fa
Valid for approval/standard		CE	CE
Speed (rpm)	min ⁻¹	2750	3050
Power consumption	W	120	190
Current draw	A	0.27	0.33
Max. back pressure	Pa	115	140
Max. back pressure	inH ₂ O	0.46	0.56
Min. ambient temperature	°C	-25	-25
Max. ambient temperature	°C	60	75

ml = Max. load · me = Max. efficiency · fa = Free air · cs = Customer specification · ce = Customer equipment
Subject to change

Data according to ErP Directive

		Actual	Req. 2015			
01 Overall efficiency η_{es}	%	29.5	28.3	09 Power consumption P_e	kW	0.14
02 Measurement category		A		09 Air flow q_v	m ³ /h	1225
03 Efficiency category		Static		09 Pressure increase p_{fs}	Pa	126
04 Efficiency grade N		41.2	40	10 Speed (rpm) n	min ⁻¹	2615
05 Variable speed drive		No		11 Specific ratio*		1.00

Data obtained at optimum efficiency level.
The ErP data is determined using a motor-impeller combination in a standardized measurement setup.

* Specific ratio = $1 + p_{fs} / 100\,000\text{ Pa}$

LU-163036



AC axial fan

sickle-shaped blades (S series)

with square full nozzle

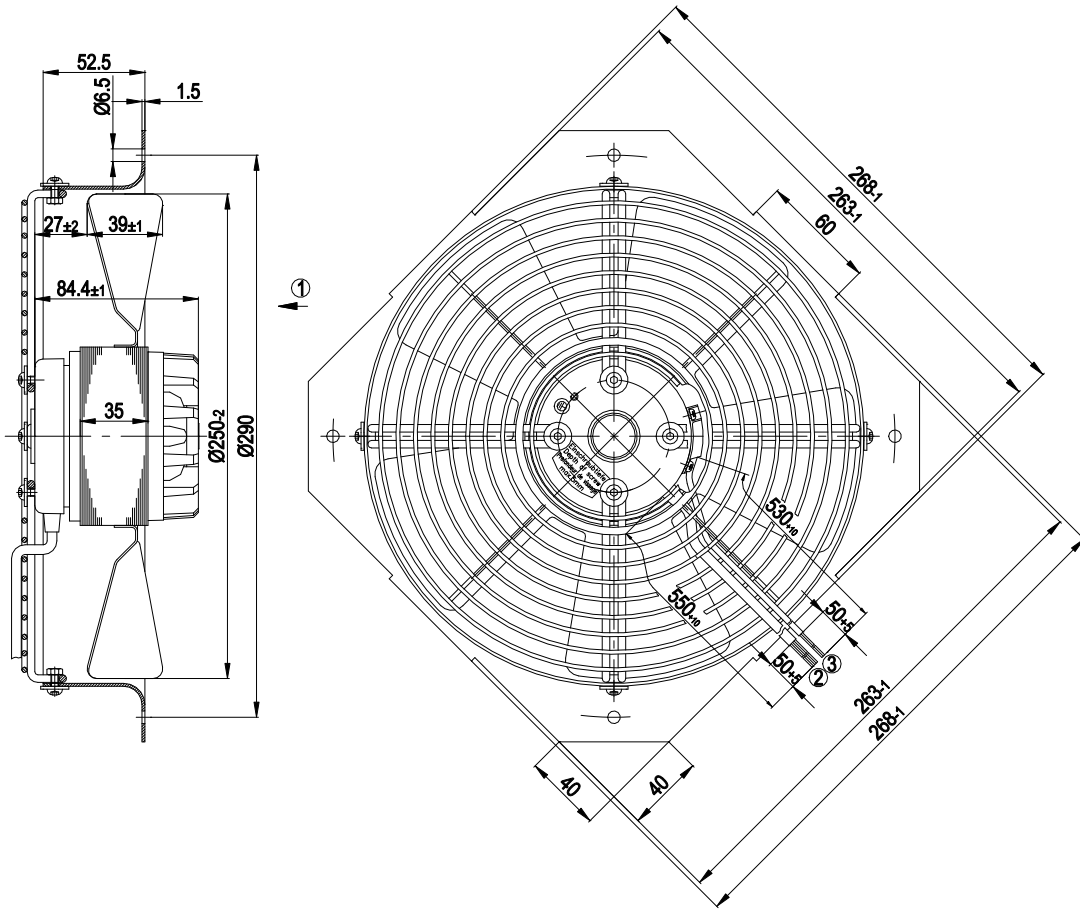
Technical description

Weight	3 kg
Fan size	250 mm
Rotor surface	Painted black
Impeller material	Sheet steel, hot-dip galvanized
Fan housing material	Sheet steel, pre-galvanized and coated with black plastic
Guard grille material	Steel, phosphated and coated with black plastic
Number of blades	5
Airflow direction	"V"
Direction of rotation	Counterclockwise, viewed toward rotor
Degree of protection	IP00
Insulation class	"B"
Moisture (F) / Environmental (H) protection class	F5
Max. permitted ambient temp. for motor (transport/storage)	+ 80 °C
Min. permitted ambient temp. for motor (transport/storage)	- 40 °C
Installation position	Shaft horizontal or rotor on bottom; rotor on top on request
Condensation drainage holes	None
Mode	S1
Motor bearing	Ball bearing
Touch current according to IEC 60990 (measuring circuit Fig. 4, TN system)	< 0.75 mA
With cable	Lateral
Protection class	I (with customer connection of protective earth)
Conformity with standards	EN 60335-1
Approval	CCC; EAC

AC axial fan

sickle-shaped blades (S series)
with square full nozzle

Product drawing



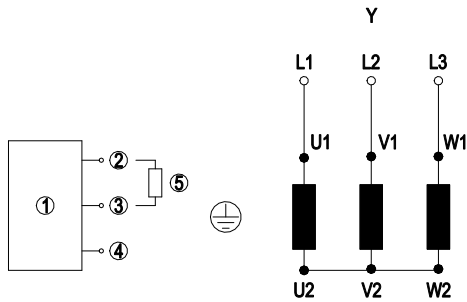
1	Direction of air flow "V"
2	Cable PVC, 4x crimped splices
3	Connection for speed monitoring brought out, AWG24-300V Hall generator, motor and Hall sensor wires not stripped



AC axial fan

sickle-shaped blades (S series)
with square full nozzle

Connection diagram



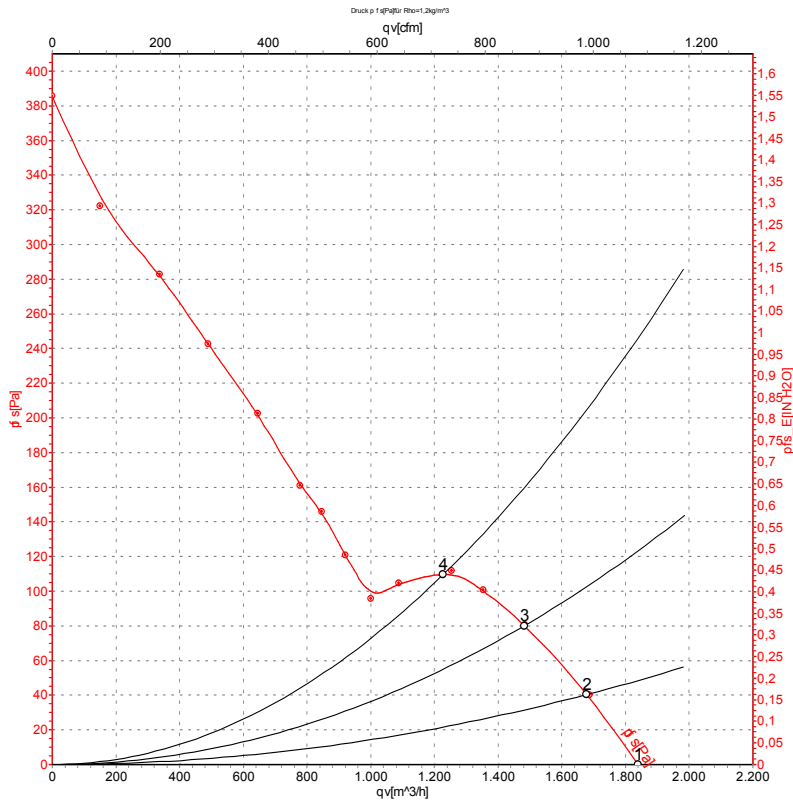
Change of rotation direction by reversing two phases

1	Fan	Y	Star connection	2	red (+5 V)
L1	black	3	white (output)	L2	blue
4	black (0 V)	L3	brown	5	4 K7
TOP	2x gray	PE	green/yellow	Y	Star connection
L1	black	L2	blue	L3	brown

AC axial fan

sickle-shaped blades (S series)
with square full nozzle

Curves: Air performance 50 Hz



Measurement: LU-14961-1

Air performance measured according to ISO 5801 installation category A. For detailed information on the measurement setup, contact ebm-papst. Intake sound level: Sound power level according to ISO 13347 / sound pressure level measured at 1 m distance from fan axis. The values given are valid under the specified measuring conditions and may vary due to conditions of installation. For deviations from the standard configuration, the parameters have to be checked on the installed unit.

Measured values

	U	f	n	P _e	I	q _v	p _{fs}	q _v	p _{fs}
	V	Hz	min ⁻¹	W	A	m ³ /h	Pa	CFM	inH ₂ O
1	400	50	2750	120	0.27	1840	0	1085	0.00
2	400	50	2695	141	0.29	1680	42	990	0.17
3	400	50	2670	149	0.30	1480	81	870	0.33
4	400	50	2660	151	0.30	1230	111	725	0.45

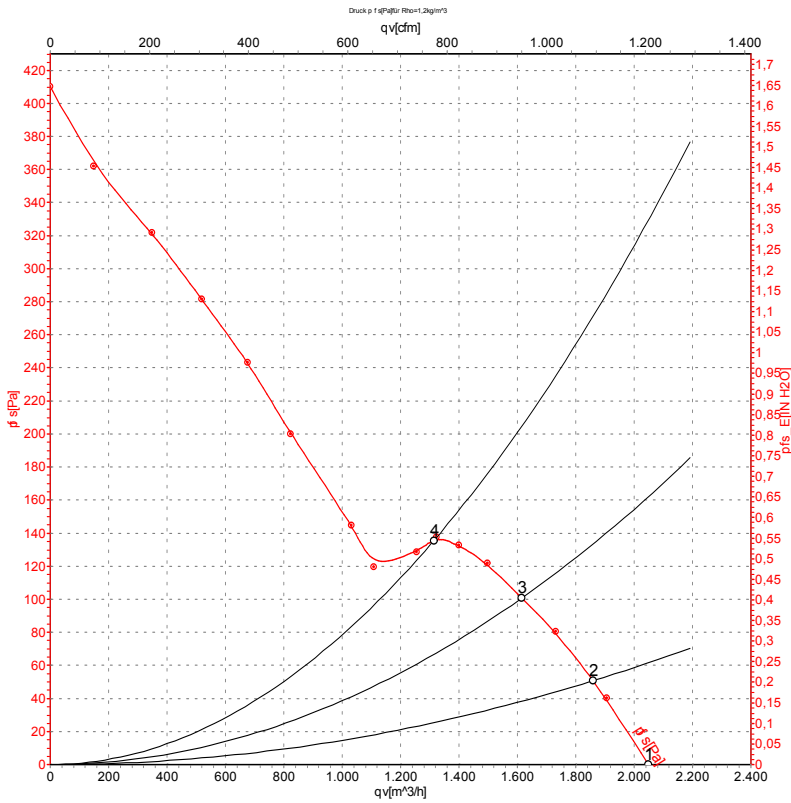
U = Power supply · f = Frequency · n = Speed (rpm) · P_e = Power consumption · I = Current draw · q_v = Air flow · p_{fs} = Pressure increase



AC axial fan

sickle-shaped blades (S series)
with square full nozzle

Curves: Air performance 60 Hz



Measurement: LU-14960-1

Air performance measured according to ISO 5801 installation category A. For detailed information on the measurement setup, contact ebm-papst. Intake sound level: Sound power level according to ISO 13347 / sound pressure level measured at 1 m distance from fan axis. The values given are valid under the specified measuring conditions and may vary due to conditions of installation. For deviations from the standard configuration, the parameters have to be checked on the installed unit.

Measured values

	U	f	n	P _e	I	qv	p _{fs}	qv	p _{fs}
	V	Hz	min ⁻¹	W	A	m ³ /h	Pa	CFM	inH ₂ O
1	400	60	3050	190	0.33	2045	0	1205	0.00
2	400	60	2985	201	0.34	1860	50	1095	0.20
3	400	60	2935	212	0.36	1615	100	950	0.40
4	400	60	2930	209	0.36	1315	136	775	0.55

U = Power supply · f = Frequency · n = Speed (rpm) · P_e = Power consumption · I = Current draw · qv = Air flow · p_{fs} = Pressure increase

